

# SkinnyPatch® 6A Shielded Modular Cords - US

Siemon's SkinnyPatch 6A Shielded Modular Cords deliver superior Category 6A performance with a reduced cable diameter for improved airflow and increased flexibility in high-density patching areas. The cord's smaller 28 AWG stranded copper construction offers a significantly tighter bend radius for easier cable routing and enhanced cable management, providing pathway space savings in racks and cabinets while facilitating moves, adds and changes in tight spaces. These cords also feature Siemon's high performance shielded S/FTP construction for exceptional NEXT performance and innovative 360-degree crimp for excellent plug-to-cable strain relief. SkinnyPatch 6A UTP cords fully support Category 6A/Class Ea channels backed by Siemon's 25-year system warranty.

## PERFORMANCE SPECIFICATIONS


- ANSI/TIA-568.2-E
- TIA 968-A
- ANSI/TIA-1096-A
- ISO/IEC 11801-1 Class Eca
- IEEE 802.3af (Type 1 PoE)
- IEEE 802.3at (Type 2 PoE)
- IEEE 802.3bt (Type 3 PoE)
- IEEE 802.3bt (Type 4 PoE)
- Power over HDBaseT (PoH)
- IEC 60603-7
- cUL US Listed
- IEC 60332-1, 60754, 61034
- IEC 60512-99-002 (3rd party verified)

\*Patch cord length is limited to 8 meters for a maximum channel length of 98 meters.


\*\*See table for recommended maximum bundle size.



Data | Power | Reach | Delivered



Optional colored clips enable field color coding and can be easily snapped into place without having to disconnect cords.



Boot and integrated strain relief ensures minimum bend radius for Category 6A performance.



Smaller diameter cable significantly reduces bundle and pathway fill for space savings.



Offers improved airflow, accessibility and cable management in high-density applications.

# Product Information

## PERFORMANCE SPECIFICATIONS\*

### CORD ASSEMBLY

<b>Compatibility</b>	Category 6A, 6 and 5e RJ 45 outlets
<b>Wiring</b>	T568A/B as specified by part #
<b>Marking</b>	P/N, length, performance level
<b>Operating Temperature</b>	-20 to 75°C (-4 to 167°F)
<b>Remote Powering</b>	PoE Type 1,2,3,4 and PoH
<b>Green Features</b>	RoHS, lead-free, halogen-free, PVC free
<b>Plastic Materials</b>	Flame retardant thermoplastic

### CABLE

<b>Wire Size (Nominal)</b>	28 AWG 7x36 Stranded bare copper
<b>Construction</b>	S/FTP
<b>Cable O.D. (Nominal)</b>	5.5 mm (0.22 in.)
<b>Jacket Type</b>	CM/LSOH
<b>Bend Radius</b>	22 mm (0.87 in.)
<b>Attenuation De-Rating Factor</b>	1.9

### PLUG

<b>Number of Plug Insertion Cycles</b>	2500
<b>Min. Plug Retention Force</b>	50N (11.24 lbf)
<b>Contact Resistance</b>	20 mΩ
<b>Input to Output DC Resistance</b>	200 mΩ (signal conductors) 100 mΩ (shield)
<b>Insulation Resistance</b>	500 MΩ
<b>Min. Dielectric Withstand Voltage</b>	1000 V DC or AC peak (contact to contact) 1500 V DC or AC peak (contact to shield)
<b>Current Rating @ 25 C (77 F)</b>	1.5 A
<b>Flammability Rating</b>	UL 94 - V0
<b>Contact Materials</b>	Copper alloy with contact plating of 50 microinches gold or equivalent

### 6A SHIELDED MAXIMUM RECOMMENDED BUNDLE SIZE

Application	Current per Pair (mA)	28 AWG Patch Cords
Type 1 PoE (15.4 W)	350	96
Type 2 PoE (30 W)	600	96
Type 3 PoE (60 W)	600	48
Type 4 PoE (90 W)	960	24
PoH (100 W)	1000	24

## Ordering Information

SP6A-S(XX)-(XX)(X)----- SkinnyPatch Category 6A double-ended, 4-pair, 28 AWG S/FTP stranded modular patch cord, T568A/B, clear boot.

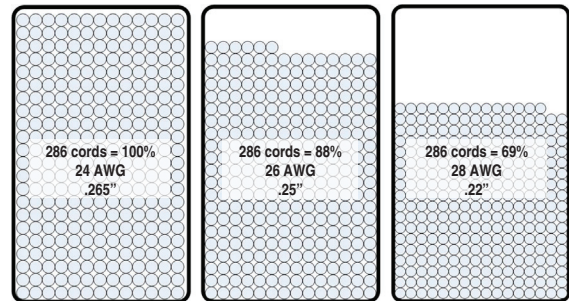
**Length**  
**03** = 0.9m (3 ft.)  
**05** = 1.5m (5 ft.)  
**07** = 2.1m (7 ft.)  
**10** = 3.1m (10 ft.)  
**15** = 4.6m (15 ft.)  
**20** = 6.1m (20 ft.)

**Bulk Package**  
**Blank** = Non Bulk  
**B** = Bulk (Quantity 100)


**Jacket Color**  
**01** = Black    **04** = Gray    **07** = Green  
**02** = White    **05** = Yellow    **08** = Violet  
**03** = Red    **06** = Blue    **09** = Orange

CLIP-(XX)----- Color coding clip, bag of 25

**Clip Color**  
**01** = Black    **04** = Gray    **07** = Green  
**02** = White    **05** = Yellow    **08** = Violet  
**03** = Red    **06** = Blue    **09** = Orange



Fill Comparison: Category 6A Cords in a 6 x 3.5 cable manager



Construction: Smaller 28 AWG construction results in a smaller bend radius for easier routing in tight spaces.



SCAN TO DOWNLOAD SPEC SHEET

Because we continuously improve our products, Siemon reserves the right to change specifications and availability without prior notice.

**North America**  
P: (1) 860 945 4200

**Mexico**  
P: (521) 556 387 7708/09/10

**Latin America**  
P: (571) 657 1950/51/52

**Europe**  
P: (44) 0 1932 571771

**Asia Pacific**  
P: (61) 2 8977 7500

**Siemon OEM Technologies**  
P: (1) 860 945 4213  
www.siemon.com/OEM

**China**  
P: (86) 215385 0303

**India, Middle East & Africa**  
P: (971) 4 3689743