

# Z-MAX® 6A Shielded Modular Cords

## - US

Combining the unparalleled performance of an exclusive PCB-based plug, noise-resistant shielded construction and a host of innovative user friendly features, the shielded Z-MAX 6A modular cords are the ultimate Category 6A cord. All cords are 100% factory-tested to ensure performance and compliance.

### STANDARDS COMPLIANCE

- ISO/IEC 11801-1 Ed 1.0
- ANSI/TIA-568.2-E
- ANSI/TIA-968-B
- ANSI/TIA-1096-A
- IEC 60603-7, 60603-7-51
- LSOH: IEC 60332-3-22, IEC 60332-1, IEC 60754, and IEC 61034
- CM - UL Listed 1863
- Anatel Resolution No.242,2000 (may not apply to all assemblies listed)

### APPLICATION SUPPORT

- 10GBASE-T
- 1000BASE-T
- 100BASE-T
- 10BASE-T
- IEEE 802.3af (Type 1 PoE)
- IEEE 802.3at (Type 2 PoE)
- IEEE 802.3bt (Type 3 PoE)
- IEEE 802.3bt (Type 4 PoE)
- Power over HDBaseT (PoH)



Data | Power | Reach | Delivered

#### High Performance Cable

Patch cords feature Category 7 S/FTP stranded cable for optimal transmission performance while eliminating alien cross-talk

#### Low Profile Boot Design

Optimizes side-stackability of patch cords and allows use in even the most dense patching environments

#### Integrated PCB

PCB equipped Smart Plug optimizes signal tuning for exceptional transmission

#### Fixed Front Contacts


Ensure proper mating with outlets to eliminate the performance variability of traditional crimp-style terminations

#### Superior Performance Consistency

Rear contacts maintain cable twist to point of termination and provide robust strain relief. Solderless, press-fit contact technology ensures long-term reliability

#### Cantilevered Latch


Allows latch activation from further back on the boot for superior accessibility in high density environments



Boot ensures proper bend relief, critical for Category 6A performance.



Removable clips allow field color coding even when cords are connected.



Solid F/UTP assemblies are available for consolidation point and equipment cord applications.

# Product Information

## PERFORMANCE SPECIFICATIONS\*

### ELECTRICAL

Contact Resistance	20 mΩ
Input to Output Resistance	200 mΩ
Min. Dielectric Withstand Voltage (contact to contact)	1000 V DC or AC peak
Insulation Resistance	500 mΩ
Compatibility	Backwards to Cat 5e and Cat 6
Current Rating @ 25° C	1.5 A
Power over Ethernet	Suitable for PoE Type 1,2,3,4 and PoH
Power over Ethernet	< 10 mΩ/m @ 10 MHz

### MECHANICAL - GENERAL

Operating Temperature	-10 to 75°C (14 to 167°F)
Flammability Rating	UL 94 V-0
Green Features	RoHS, lead-free, halogen-free, PVC free
Plug Housing Materials	Polycarbonate
Contact Materials	50 microinches gold plating or equivalent
Plastic Materials	Flame retardant thermoplastic
Screen	360 degree enclosure
Marking	P/N, length, performance level, QC

### MECHANICAL - PLUG

Number of Plug Insertion Cycles	2500
Min. Plug Retention Force	50N (11.2 lbf)
Plug Compatibility	Compatible with RJ45
Cable to Plug Tensile Strength (min.)	20 lbs.

### MECHANICAL - CABLE (STRANDED)

Wire Size Range (Nominal)	26 AWG 7x34 Stranded tinned copper
Cable Construction	S/FTP
Cable OD (Nominal)	6.2mm (0.25 in.)
Wiring	T568A/B
Jacket type	CM/LSOH
Bend Radius	25mm (1.0 in.)

### MECHANICAL - CABLE (SOLID)

Wire Size Range (Nominal)	23 AWG Solid copper
Cable Construction	F/UTP
Cable OD (Nominal)	7.0mm (0.28 in.)
Wiring	T568A or T568B
Jacket type	CMP or CMR
Bend Radius	28mm (1.12 in.)

## Ordering Information

ZM6A-S(XX)-(XX) ----- Z-MAX 6A shielded (S/FTP), double-ended, stranded modular cord, clear boot, T568A/B, dual-listed CM/LSOH

Length	Jacket Color		
03 = 0.9m (3 ft.)	01 = Black	04 = Gray	07 = Green
05 = 1.5m (5 ft.)	02 = White	05 = Yellow	08 = Violet
07 = 2.1m (7 ft.)	03 = Red	06 = Blue	09 = Orange
10 = 3.1m (10 ft.)			
15 = 4.6m (15 ft.)			
20 = 6.1m (20 ft.)			




Add "B" to end of part number for bulk project pack of 100 cords.

ZC6A-S(XX)(X)-(X)(X) ----- Z-MAX 6A shielded (F/UTP) solid modular cord, blue jacket, clear boot

Length	Plugs
10 = 3.1m (10 ft.)	(Blank) = Single-Ended
20 = 6.1m (20 ft.)	D = Double-ended (T568A/B)
30 = 9.1m (30 ft.)	
40 = 12.2m (40 ft.)	
50 = 15.2m (50 ft.)	
60 = 18.3m (60 ft.)	

Cable Jacket
R = CMR
P = CMP*

Wiring
A = T568B
T = T568A



CLIP-(XX) ----- Color coding clip, bag of 25

Clip Color		
01 = Black	04 = Gray	07 = Green
02 = White	05 = Yellow	08 = Violet
03 = Red	06 = Blue	09 = Orange

\*Product is compliant with UL2043 and is appropriate for use in air handling spaces.



Because we continuously improve our products, Siemon reserves the right to change specifications and availability without prior notice.

**North America**  
P: (1) 860 945 4200

**Mexico**  
P: (521) 556 387 7708/09/10

**Latin America**  
P: (571) 657 1950/51/52

**Europe**  
P: (44) 0 1932 571771

**Asia Pacific**  
P: (61) 2 8977 7500

**Siemon OEM Technologies**  
P: (1) 860 945 4213  
www.siemon.com/OEM

**China**  
P: (86) 215385 0303

**India, Middle East & Africa**  
P: (971) 4 3689743

SCAN TO DOWNLOAD SPEC SHEET

www.siemon.com

200\_01066\_SS\_ZMAX\_6A\_Shielded\_ModularCords\_US\_RevT 05/26

