

Z-MAX® 6A Shielded Modular Cords

- International

Combining the unparalleled performance of an exclusive PCB-based plug, noise-resistant shielded construction and a host of innovative user friendly features, the shielded Z-MAX 6A modular cords are the ultimate Category 6A cord. All cords are 100% factory-tested to ensure performance and compliance.



Data | Power | Reach | Delivered

STANDARDS COMPLIANCE

- ISO/IEC 11801-1 Ed 1.0
- ANSI/TIA-568.2-E
- ANSI/TIA-968-B
- ANSI/TIA-1096-A
- IEC 60603-7, 60603-7-51
- LSOH: IEC 60332-3-22, IEC 60332-1, IEC 60754, and IEC 61034
- For solid conductor cable assemblies, see reference cable part number specification sheet / DoP for CPR compliance details
- CM - UL Listed 1863
- Anatel Resolution No.242,2000 (may not apply to all assemblies listed)

APPLICATION SUPPORT

- 10GBASE-T
- 1000BASE-T
- 100BASE-T
- 10BASE-T
- IEEE 802.3af (Type 1 PoE)
- IEEE 802.3at (Type 2 PoE)
- IEEE 802.3bt (Type 3 PoE)
- IEEE 802.3bt (Type 4 PoE)
- Power over HDBaseT (PoH)

Low Profile Boot Design

Optimises side-stackability of patch cords and allows use in even the most dense patching environments

High Performance Cable

Patch cords feature Category 7 S/FTP stranded cable for optimal transmission performance while eliminating alien cross-talk

Integrated PCB

PCB equipped Smart Plug optimises signal tuning for exceptional transmission

Fixed Front Contacts



Ensure proper mating with outlets to eliminate the performance variability of traditional crimp-style terminations

Superior Performance Consistency

Rear contacts maintain cable twist to point of termination and provide robust strain relief. Solderless, press-fit contact technology ensures long-term reliability

Cantilevered Latch


Allows latch activation from further back on the boot for superior accessibility in high density environments



Boot ensures proper bend relief, critical for Category 6A performance.



Removable clips allow field colour coding even when cords are connected.



Solid F/UTP assemblies are available for consolidation point and equipment cord applications.

Product Information

PERFORMANCE SPECIFICATIONS*

ELECTRICAL

Contact Resistance	20 mΩ
Input to Output Resistance	200 mΩ
Min. Dielectric Withstand Voltage (contact to contact)	1000 V DC or AC peak
Insulation Resistance	500 mΩ
Compatibility	Backwards to Cat 5e and Cat 6
Current Rating @ 25° C	1.5 A
Power over Ethernet	Suitable for PoE Type1,2,3,4 and PoH
Power over Ethernet	< 10 mΩ/m @ 10 MHz

MECHANICAL - GENERAL

Operating Temperature	-10 to 75°C, (14 to 167°F)
Flammability Rating	UL 94 V-0
Green Features	RoHS, lead-free, halogen-free, PVC free
Plug Housing Materials	Polycarbonate
Contact Materials	50 microinches gold plating or equivalent
Plastic Materials	Flame retardant thermoplastic
Screen	360 degree enclosure
Marking	P/N, length, performance level, QC

MECHANICAL - PLUG

Number of Plug Insertion Cycles	2500
Min. Plug Retention Force	50N (11.2 lbf)
Plug Compatibility	Compatible with RJ45
Cable to Plug Tensile Strength (min.)	20 lbs.

MECHANICAL - CABLE (STRANDED)

Wire Size Range (Nominal)	26 AWG 7x34 Stranded tinned copper
Cable Construction	S/FTP
Cable OD (Nominal)	6.35mm (0.25 in)
Wiring	T568A/B
Jacket type	CM/LSOH
Bend Radius	25.4mm (1.0 in)

MECHANICAL - CABLE (SOLID)

Wire Size Range (Nominal)	23 AWG Solid bare copper
Cable Construction	F/UTP
Cable OD (Nominal)	7.37mm (0.29 in)
Wiring	T568A/B
Jacket type	CM/LSOH
Bend Radius	29.5mm (1.16 in)

Ordering Information

ZM6A-S(XX)M-(XX) ----- Z-MAX 6A shielded (S/FTP), double-ended, stranded modular cord, clear boot, T568A/B, CM/ LSOH

Length	Jacket Colour
01 = 1m (3.3 ft.)	01 = Black 04 = Gray 07 = Green
1.5 = 1.5m (5 ft.)	02 = White 05 = Yellow 08 = Violet
02 = 2m (6.6 ft.)	03 = Red 06 = Blue 09 = Orange
03 = 3m (9.8 ft.)	
04 = 4m (13.1 ft.)	
05 = 5m (16.5 ft.)	
7.5 = 7.5m (24.6 ft.)	

Add "B" to end of part number for bulk project pack of 100 cords.

CLIP-(XX) ----- Color coding clip, bag of 25

Clip Color
01 = Black 04 = Gray 07 = Green
02 = White 05 = Yellow 08 = Violet
03 = Red 06 = Blue 09 = Orange



ZC6A-S(XX)M(X)-(X)(X) ----- Z-MAX 6A shielded (F/UTP) solid modular cord, violet jacket, clear boot

Length	Plugs
03 = 3m (10 ft.)	(Blank) = Single-Ended
05 = 5m (16.4 ft.)	D = Double-ended (T568A/B)
10 = 10m (33 ft.)	Cable Jacket
15 = 15m (49 ft.)	L = LSOH (reference cable: 9A6L4-A5, CPR D _{ca})
20 = 20m (65.6 ft.)	M = CM (reference cable: 9A6M4-A5, CPR E _{ca})
Wiring	
A = T568B	
T = T568A	

ZC7-S(XX)M(X)-(X)(X) ----- Z-MAX 6A shielded (S/FTP) solid modular cord, violet jacket, clear boot, LSOH

Length	Plugs
03 = 3m (10 ft.)	(Blank) = Single-Ended
05 = 5m (16.4 ft.)	D = Double-ended (T568A/B)
10 = 10m (33 ft.)	Cable Jacket
15 = 15m (49 ft.)	L = LSOH (reference cable: 9T7L4-E6 CPR B2 _{ca})
20 = 20m (65.6 ft.)	C = LSOH (reference cable: 9T7C14-E6 CPR C _{ca})
Wiring	
A = T568B	
T = T568A	



Because we continuously improve our products, Siemon reserves the right to change specifications and availability without prior notice.

North America
P: (1) 860 945 4200

Mexico
P: (521) 556 387 7708/09/10

Latin America
P: (571) 657 1950/51/52

Europe
P: (44) 0 1932 571771

Asia Pacific
P: (61) 2 8977 7500

Siemon OEM Technologies
P: (1) 860 945 4213
www.siemon.com/OEM

China
P: (86) 215385 0303

India, Middle East & Africa
P: (971) 4 3689743



SCAN TO DOWNLOAD SPEC SHEET

www.siemon.com

200_01065_SS_ZMAX_6A_Shielded_ModularCords_INT_RevO 05/26

