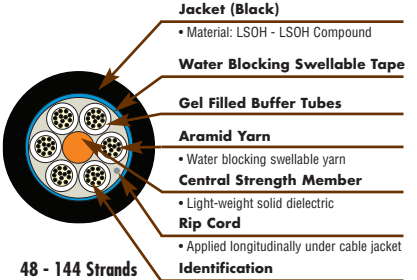
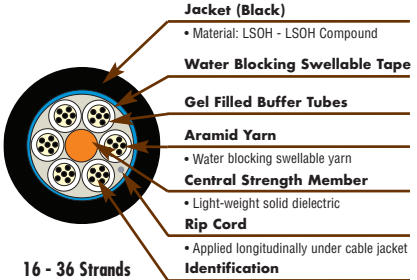
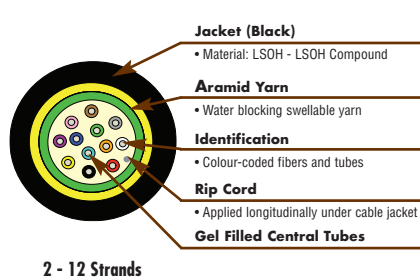
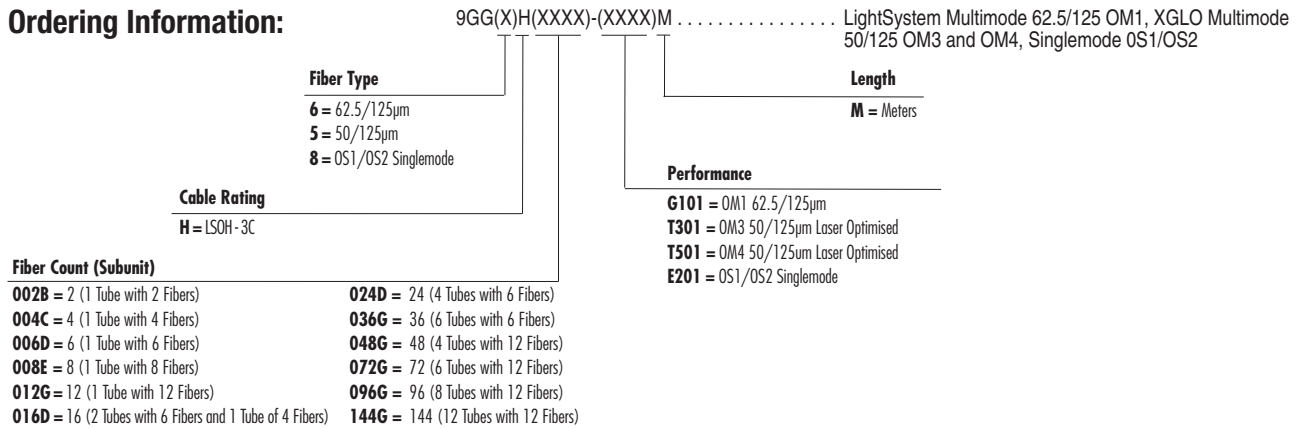


# XGLO® & LightSystem® Indoor/Outdoor LooseTube - International

Siemon LSOH (IEC 60332-3) indoor/outdoor loose tube fiber cables are ideal for campus and building backbones. Siemon fiber optic cables are offered in XGLO and LightSystem configurations supporting high-speed, applications such as Gigabit Ethernet, 10 Gigabit Ethernet and Fiber Channel.

## Ordering Information:



Note: The 2-12 strand rodent resistant cables feature a glass yarn design with a high tensile strength and degree of rodent protection which is effective in many cases. The function of glass yarns differs from the other rodent protection materials such as a 100% metallic armour protection. The glass yarns provide a degree of protection because it is disagreeable and unpleasant for most rodents to gnaw the glass yarns.

LIGHTSYSTEM Multimode 62.5/125, OM1	XGLO 300 Multimode 50/125, OM3	XGLO 550 Multimode 50/125, OM4	XGLO Singlemode, OS1/OS2
<b>STANDARDS COMPLIANCE</b> <ul style="list-style-type: none"> <li>ISO/IEC 11801:2002 OM1 (62.5/125)</li> <li>ANSI/TIA-568.3-D</li> <li>ANSI/TIA-598-D</li> <li>ANSI/TIA-492 AAAB</li> <li>Telcordia GR-409-CORE</li> <li>IEC 60332-3</li> <li>IEC 60332-1-2 (Single strand)</li> <li>IEC 60754-2 (Acid gas)</li> <li>IEC 61034-2 (Smoke density)</li> </ul>	<b>STANDARDS COMPLIANCE</b> <ul style="list-style-type: none"> <li>ISO/IEC 11801:2002 OM3</li> <li>ANSI/TIA-568.3-D</li> <li>ANSI/TIA-598-D</li> <li>ANSI/TIA-492 AAAC</li> <li>Telcordia GR-409-CORE</li> <li>IEC 60332-3</li> <li>IEC 60332-1-2 (Single strand)</li> <li>IEC 60754-2 (Acid gas)</li> <li>IEC 61034-2 (Smoke density)</li> </ul>	<b>STANDARDS COMPLIANCE</b> <ul style="list-style-type: none"> <li>ISO/IEC 11801:2002 OM3</li> <li>ISO/IEC 11801:2002 Amendment 2 OM4</li> <li>ANSI/TIA-568.3-D</li> <li>ANSI/TIA-598-D</li> <li>ANSI/TIA-492 AAAD</li> <li>IEC 60793-2-10 Fiber Type A1a.3</li> <li>Telcordia GR-409-CORE</li> <li>IEC 60332-3</li> <li>IEC 60332-1-2 (Single strand)</li> <li>IEC 60754-2 (Acid gas)</li> <li>IEC 61034-2 (Smoke density)</li> </ul>	<b>STANDARDS COMPLIANCE</b> <ul style="list-style-type: none"> <li>ISO/IEC 11801:Ed 2.0 Amendment:1:2008</li> <li>ANSI/TIA-568.3-D</li> <li>ANSI/TIA-598-D</li> <li>Telcordia GR-409-CORE</li> <li>ITU-T G.652 C/D</li> <li>IEC 60332-3</li> <li>IEC 60332-1-2 (Single strand)</li> <li>IEC 60754-2 (Acid gas)</li> <li>IEC 61034-2 (Smoke density)</li> </ul>

# XGLO® & LightSystem® Indoor/Outdoor LooseTube - International

## LightSystem Gigabit Ethernet Fiber Optic Cable

### Minimum Performance Parameters for LightSystem 62.5/125µm Multimode Fiber

Fiber Type	Wavelength nm	Maximum Attenuation (dB/km)	Minimum Modal Bandwidth (MHz·km)	Guaranteed Gigabit Transmission Distance Meters (Feet)	Index of Refraction
62.5/125 (OM1)	850	3.5	200	275 (902)	1.495
	1300	1.0	500	550 (1804)	1.490

\*The protocol pertinent to the transmission distance as noted is Gigabit Ethernet per IEEE 802.3:2005.

### Minimum Performance Parameters for XGLO 50/125µm Multimode Fiber

Fiber Type	Guaranteed Gigabit Transmission Distance (m)		Guaranteed 10 Gigabit Transmission Distance (m)		Minimum Bandwidth (MHz·km)		Maximum Attenuation (dB/km)		Group Index of Refraction	
	850 nm	1300 nm	850 nm†	1300 nm††	850 nm	1300 nm	850 nm	1300 nm	850 nm	1300 nm
50/125 (OM3)	1000	600	300	300	RML - 2000 OFL - 1500	OFL - 500	3.0	1.0	1.483	1.479
50/125 (OM4)	1100	600	550	300	RML - 4700 OFL - 3500	OFL - 500	3.0	1.0	1.483	1.479

† 10GBASE-S †† 10GBASE-LX4

### Minimum Performance Parameters for XGLO Singlemode Fiber

Fiber Type	Wavelength (nm)	Maximum Attenuation (dB/km)	Zero Dispersion Wavelength (nm)	Zero Dispersion Slope (nm <sub>2</sub> -km)	Index of Refraction
Singlemode (OS1/OS2)	1310	0.40	1312 ± 10	≤0.089	1.468
	1550	0.30	1312 ± 10	≤0.089	1.468
	1310 - 1625	<0.40	1312 ± 10	≤0.089	1.468

## XGLO and LightSystem Indoor/Outdoor LooseTube Physical Specifications

### PHYSICAL SPECIFICATIONS (All Values Are Nominal)

Fiber Count	Nominal Cable Diameter mm	Maximum Pulling Tension Newtons		Nominal Net Weight kg/k
		Installation	Long Term	
2	7.7	1000	500	67
4	7.7	1000	500	67
6	7.7	1000	500	67
8	7.7	1000	500	67
12	7.7	1000	500	67
16	10.1	1800	1200	103
24	10.1	1800	1200	103
36	10.1	1800	1200	103
48	10.8	1800	1200	115
72	10.8	1800	1200	115
96	12.0	1800	1200	139
144	12.0	1800	1200	139

Fiber Count	Maximum Crush Resistance (N/mm)	Operating Temperature °C	Storage Temperature °C	Minimum Bend Radius	
				Installation	Long Term
2-12	10	-40 to 60 (-40 to 140)	-40 to 60 (-40 to 140)	20 x DIA.	10 x DIA.
16-144	22	-40 to 60 (-40 to 140)	-40 to 60 (-40 to 140)	20 x DIA.	10 x DIA.

Custom lengths and jacket colours are available upon request. Contact our Customer Service Department for more information.