

V800™ Cabinet

Regional Availability - India, Africa, Latin America

Siemon's V800 cabinets provide a robust, cost-effective enclosure solution that offers valuable Zero-U space on each side of the equipment rails for cable management, and PDU mounting. The V800 cabinet is ideal for high-density data center environments, enabling increased cabling and equipment density while providing excellent accessibility and thermal efficiency. All of these features are integrated into a full-featured modular enclosure that is equally effective as a standalone network and server cabinet or in a multi-unit bayed configuration, offering a simple, scalable expansion path in any data center.

Lightweight Stability

Design provides an extremely stable, high-capacity cabinet without excessive weight

Zero-U Modularity

Half-height Zero-U panels can be mounted in any of the four quadrants (top left, bottom left, top right and bottom right) of both the front and rear of the cabinet

Full Accessibility Doors

Quick release, field reversible single piece front and split rear doors

Integrated Side Panel Grounding

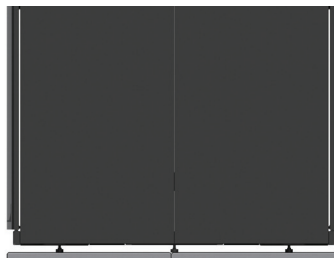

Spring loaded grounding clips eliminate need for dedicated grounding conductors

High-Flow Doors


Contoured high density perforated door provides up to 71% perforation exceeding major IT equipment air flow requirements

Fully Adjustable Equipment Rails

Can be readily configured to support any range of equipment depths



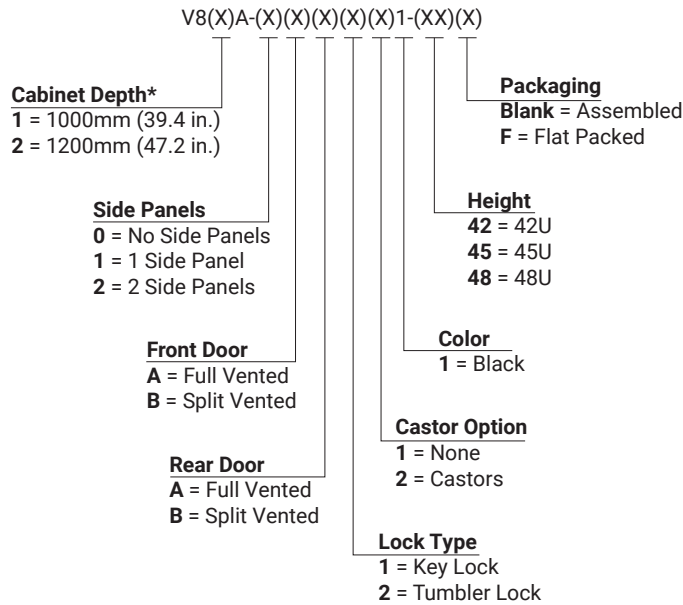
The V82A cabinet is exactly 1200mm (47.2 in.) deep, allowing for full access to adjacent tiles immediately in front or in back of placed cabinets and provides full 1.2m (3.9 ft.) aisle spacing as specified within ISO/IEC 14763-2 and EN 50600-2-4



The cabinet lid includes four integrated brush guards for cables to enter the cabinet without compromising thermal integrity

Ordering Information

V800 Cabinet



Includes: 4 equipment rails, 4 levelling feet, 50 M6 cage nuts, 50 combo M6 screws with cup washers, 1 cage nut removal tool, 1 combo torx/ philips head screwdriver, 13/14mm wrench, door/side panel keys and 2 stabilizing brackets

V800 Cabinet Product Specifications

Parameter	Description
Height*	42U: 2013mm (79.3 in.) 45U: 2146mm (84.5 in.) 48U: 2280mm (89.8 in.)
Width	800mm (31.5 in.)
Depth - External (Door to Door)	V81A: 1000mm (39.4 in.) V82A: 1200mm (47.2 in.)
Depth - Usable (Rail-to-Rail Max.)	V81A: 806mm (31.7 in.) V82A: 1006mm (39.6 in.)
Weight **	42U V81A: 111kg/ V82A: 126kg (277.8 lbs.) 45U V81A: 116kg/ V82A: 131kg (288.8 lbs.) 48U V81A: 121kg/ V82A: 136kg (299.8 lbs.)
Load Rating	Static: 1000kg (2204.6 lbs.) Dynamic: 714kg (1574.1 lbs.)
Base Type	Open
Color	Graphite Black (RAL 9011)
% Door Perforation	71%
U Space Identification	Yes (bottom-to-top)
Lid Cable Access Openings	V81A: 3 large; (4) 63 x 406mm (2.5 x 16.0 in.) integrated brush guards V82A: 4 large; (4) 63 x 406mm (2.5 x 16.0 in.) integrated brush guards
Material	CRS of varying thickness
Finish	Textured powder coat
Standards Compliance	EIA/ECA-310-E, IP20

* Nominal height with stabilizing brackets

** Does not include packaging

Ordering Information

V800 Cable Management Capacity Chart

Products	Cable Diameter in.(mm)											
	0.13 (3.30)	0.15 (3.81)	0.17 (4.32)	0.19 (4.83)	0.21 (5.33)	0.23 (5.84)	0.25 (6.35)	0.27 (6.86)	0.29 (7.37)	0.31 (7.87)	0.33 (8.38)	0.35 (8.89)
V8A-VPC4-1-(XX)	427	321	250	200	163	136	115	99	85	75	66	58
V8A-VPC6-1-(XX)	628	472	367	294	240	200	170	145	126	110	97	86

Note: Manager cable capacities reflect a calculated fill rate of 40% which is intended to reflect 100% fill during actual use due to side cable entry

V800™ Cabinet Zero-U Accessories

Part Number	Description
V8A-VPC4-1-(XX)	Half-height Zero-U vertical patching channel with 4 in. (102mm) fingers and cover, black



Part Number	Description
V8A-VPC6-1-(XX)	Half-height Zero-U vertical patching channel with 6 in. (152mm) fingers and cover, black


Use (XX) to specify cabinet height: 42 = 42U, 45 = 45U, 48 = 48U

Cabinet Accessories

Part Number	Description
V-TRAY-100-1-(XX)	100mm (3.9 in.) V600/V800 vertical cable tray, set of 2, black
V-TRAY-150-1-(XX)	150mm (5.9 in.) V600/V800 vertical cable tray, set of 2, black

These trays can be easily mounted at any location along the front-to-rear cabinet rails of V600 and V800 cabinets and feature keyholes for PDU mounting, t-shaped cutouts for cable tie attachment cable management and 9.5mm (0.375 in.) cage nut openings for cable management accessory mounting such as Siemon's VP-143 ¼-turn cable managers.

Use (XX) to specify cabinet height: 42 = 42U, 45 = 45U, 48 = 48U



Ordering Information

Part Number	Description
V-SHV1-01-1U	4-Post, adjustable shelf, vented, 559-787mm (22- 31 in.), 1U, black

V-SHV2-01-1U	4-Post, adjustable shelf, vented, 787-1016mm (31- 40 in.), 1U, black
--------------	--



Part Number	Description
VP-FAN	Top-Mount Cooling Fan Panel, 3 Fans x 110CFM, 120VAC w/NEMA 5-15P plug, UL Listed

VP-FAN-260	Top-Mount Cooling Fan Panel, 3 Fans x 110CFM, 260VAC w/C13 plug, UL Listed
------------	--



Part Number	Description
VP-T3	Brush Guard, Large For large center top panel cable openings



Part Number	Description
V-W	V600/V800 Casters (set of four), black

CN-M6-50	M6 Cage Nuts, Bag of 50
----------	-------------------------



Part Number	Description
VP-GRD	Grounding Kit, Includes ground bar, ground wire, mounting hardware and accessories (capacity to support all required grounding connections for a single cabinet)



* Vertical exhaust ducts are compatible with 1200mm deep cabinets only. Solid doors should be specified for cabinets using exhaust ducts. Please reach out to Siemon Customer Services for more information

Ordering Information

Cabinet Accessory

Part Number	Description
HCM-4-(X)U	RoutelT™ 19 in. Horizontal Cable Manager with 4 in. Fingers
HCM-6-(X)U	RoutelT™ 19 in. Horizontal Cable Manager with 6 in. Fingers

Use (X) to specify height: 1 = 1U, 2 = 2U, 4 = 4U



Part Number	Description
PNL-TBLNK010-1S	19 in. Snapfit Thermal Blanking Panel, 1U, Pkg of 10
PNL-TBLNK100-1S	19 in. Snapfit Thermal Blanking Panel, 1U, Pkg of 100



Part Number	Description
PNL-BRSH-1	19 in. Brush Guard Panel, 1U, black



Part Number	Description
VP-SPL	¼-Turn Fiber Management Spool, Bag of 5, Can be installed in Vertical Patching Channels with Fingers



Part Number	Description
VP-143	¼-turn Hook and Loop Cable Managers 88.9x44.5mm (3.50x1.75 in.) Can be installed in Vertical PDU/Cable Management Brackets



Because we continuously improve our products, Siemon reserves the right to change specifications and availability without prior notice.



SCAN TO DOWNLOAD
SPEC SHEET

North America
P: (1) 860 945 4200

Asia Pacific
P: (61) 2 8977 7500

Mexico
P: (521) 556 387 7708/09/10

Siemon OEM Technologies
P: (1) 860 945 4213
www.siemon.com/OEM

Latin America
P: (571) 657 1950/51/52

China
P: (86) 215385 0303

Europe
P: (44) 0 1932 571771

India, Middle East & Africa
P: (971) 4 3689743