



# TERA® - Video Patch Cords

TERA CATV baluns provide the optimum solution for the transmission of TV or CATV signals over structured cabling systems that were historically limited to voice and data transmission. These products convert the unbalanced TV signals designed for coaxial cabling (75 Ω impedance) to balanced signals (100 Ω impedance) as required for transmission over twisted pair (balanced) cabling. The TERA CATV adapters are specified and useable to 862 MHz. The 1-pair TERA to PAL and TERA to F-Type patch cords utilize an integrated balun. The 1-pair shielded TERA to shielded RJ45 patch cord allows connection to third-party RJ45 baluns.



The 1-pair shielded TERA-to-RJ45 patch cord allows the TERA system to be easily connected to RJ45 equipped third party baluns.



Utilizes a PAL or F-Type connector to interface to common video equipment.



Multiple applications can be run over one 4-pair cable and outlet, saving significant material and pathway space.

# Product Information

## TERA Video Balun Patch Cord Typical Channel Performance Data (50m)

### SPECIFICATIONS FOR PATCH CORD

Specified Bandwidth	5 to 862 MHz
Video Channels Supported	US: CATV 2 – 77, UHF 2 –13, FM Broadcast Europe: E5-E12, E21-E30, S11-S41
Insertion Loss	<= 2 dB (5 to 300 MHz) <= 3.5 dB (300 to 862 MHz)
Return Loss	>= 16 dB (5 to 300 MHz) >= 9 dB (300 to 862 MHz)
Impedance - Cable/Balun	100 Ω / 75 Ω
Transfer Impedance	<20m Ω @ 10 MHz
Interface	PAL (IEC 60169-24) or F-TYPE MALE
Cable Flame Rating	LSOH

### TYPICAL CHANNEL DISTANCES

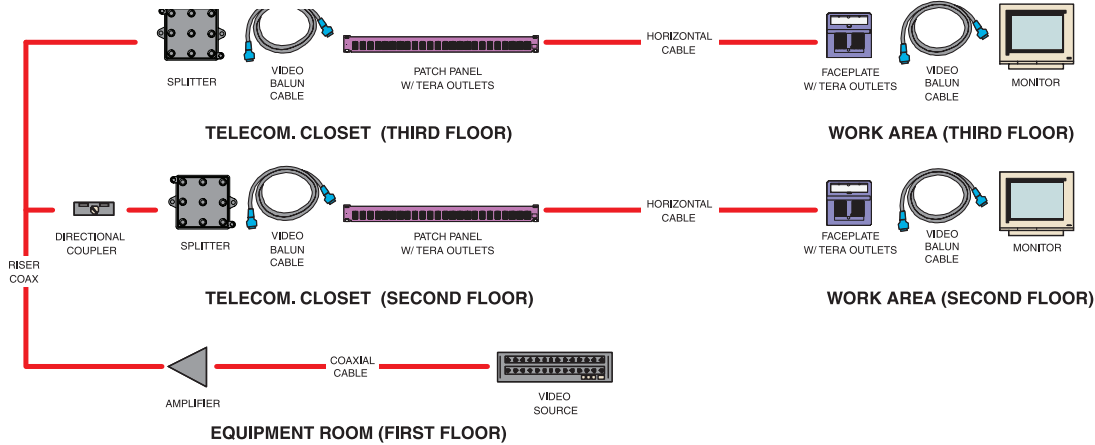
Frequency (MHz)	Max. Channel Length (m)*
100	185
300	97
450	75
550	65
862*	40

\*Tilt amplification and attenuation may be required to equalize levels.

\*\* Based on 9T7(X)4-E10 or 9T7(X)4-E12 horizontal cable.

Typical channel distances based on 1000 MHz horizontal cable and 50 dB maximum link loss. Use of 1200 MHz cable may increase channel distances.

### Typical Application



### TERA Video Balun Cords

TERA CATV baluns provide the optimum solution for the transmission of TV or CATV signals over structured cabling systems that were historically limited to voice and data transmission. These products convert the unbalanced TV signals designed for coaxial cabling (75 Ω impedance) to balanced signals (100 Ω impedance) as required for transmission over twisted pair (balanced) cabling. The TERA CATV adapters are specified and usable to 862 MHz. The 1-pair TERA to PAL and TERA to “F” patch cords utilize an integrated balun. The 1-pair shielded TERA to shielded RJ45 patch cord allows connection to third-party RJ45 baluns.

Part Number	Description
T1VC-(XX)M-B01L	1-Pair TERA to PAL connector, LSOH cable assembly, gray jacket
T1VF-(XX)M-B01L	1-Pair TERA to F connector, LSOH cable assembly, gray jacket
T1S4V-(XX)M-B01L	1-Pair shielded TERA to RJ45 patch cord

Use (XX) to specify length: 01 = 1m (3.3 ft.), 1.5 = 1.5m (4.9 ft.), 02 = 2m (6.6 ft.), 03 = 3m (9.8 ft.), 05 = 5m (16.4 ft.)



Because we continuously improve our products, Siemon reserves the right to change specifications and availability without prior notice.

North America	Asia Pacific	Latin America	Europe	China	India Middle East
P: (1) 860 945 4200	P: (61) 2 8977 7500	P: (571) 657 1950/51/52	P: (44) 0 1932 571771	P: (86) 215385 0303	P: (971) 4 3689743

**Siemon Interconnect Solutions**  
P: (1) 860 945 4213  
www.siemon.com/SIS