


Base-12 Plug and Play Cable Assemblies

Regional Availability – Global

MTP/MTP Pro® to MTP/MTP Pro Reels and Extenders

Combining Siemon's reduced-diameter RazorCore™ cable with 12-fiber MTP or MTP Pro connectors, Plug and Play Reels are designed to be quickly pulled and connected to Siemon Plug and Play Modules and MTP Adapter Plates. Custom configurable to precise application requirements, these reels efficiently put high-performance, high-density fiber connections exactly where you need them. Extenders offer Male MTP connectors on one end and Female MTP with a MTP adapter on the other to allow field extension of MTP Reels.* MTP connectors fully comply with MPO standards.



Multiple Fiber Types
Available in multimode OM3 and OM4 and singlemode.

Reduced Pathway Fill
Siemon's RazorCore cable has significantly reduced cable O.D. resulting in less cable tray fill and pathway restrictions.


Custom Configurations
Available from 12- to 144-fiber counts in increments of 12 fibers.

Ultra-Low-Loss Versions
Siemon's Plug and Play cable assemblies are also available in singlemode and multimode ultra-low loss versions.



Extreme Durability


Armored versions feature flexible, spiral wrapped aluminum interlocking armor offering over 7X the crush resistance of standard assemblies. May eliminate need for fiber ducting.



MTP Pro Connector

The MTP Pro option enables quick and easy polarity and pin changes in the field using an innovative hand-held tool.

*Extenders are not available in armored configurations.



40 Gb/s and 100 Gb/s Ready and Beyond

Offers the simplest upgrade path to current and future 12-fiber applications.


Armored Versions*

Siemon's Plug & Play cable assemblies are also available in interlocking armored cable types for rugged environment intrabuilding backbone and horizontal installations.



Cost-Effective with 100% Fiber Utilization

Base-12 MTP assemblies use 100% of fiber in 12-fiber applications, eliminating the need for conversion cords or modules.



Protective Packaging

Dual shelf reel keeps connectivity protected from harm during payout.

Product Information

Cable – Optical and Physical Specifications

CABLE TYPE	MULTIMODE		SINGLEMODE
	XGLO® OM3 (850/1300nm)	XGLO OM4 (850/1300nm)	XGLO (1310/1383/1550nm)
Fiber Cable Attenuation, MAX (dB/km)	3.0/1.0	3.0/1.0	0.4/0.4/0.3*
LED Bandwidth, MIN (MHz/km)	1500/500	3500/500	N/A
Effective Modal Bandwidth, MIN (MHz/km)	2000	4700	N/A
Cable Outer Jacket, Color (Per TIA-598-D)	Aqua	Aqua	Yellow

*XGLO® Singlemode fiber meets low water peak specifications per ITU-T G.652.C

Non-Armored Cable & Pulling Eye Assembly

FIBER STRAND COUNT	Cable Diameter mm (in)	Min Pulling Eye Bend Radius mm (in)	Max Pulling Eye Diameter mm (in)	*Required Duct Diameter mm (in)	Max Pull Force kg (lbs)	Max Tensile Load kg (lbs)
12	3.0 (.12)	380 (15)	38 (1.5)	69.9 (2.75)	18.1 (40)	45.9 (101.2)
24	3.8 (.15)	380 (15)	38 (1.5)	69.9 (2.75)	18.1 (40)	67.3 (148.4)
36	8.7 (.34)	380 (15)	38 (1.5)	69.9 (2.75)	18.1 (40)	67.3 (148.4)
48	8.7 (.34)	915 (36)	44.5 (1.75)	88.9 (3.5)	18.1 (40)	67.3 (148.4)
72	9.4 (.37)	915 (36)	44.5 (1.75)	88.9 (3.5)	18.1 (40)	67.3 (148.4)
96	13.2 (.52)	915 (36)	63.5 (2.5)	108.0 (4.25)	18.1 (40)	67.3 (148.4)
144	13.2 (.52)	915 (36)	63.5 (2.5)	108.0 (4.25)	18.1 (40)	67.3 (148.4)

*Pulling eye assembly shall be capable of passing through these minimum duct diameter requirements during product installation.

Armored Cable & Pulling Eye Assembly

FIBER STRAND COUNT	Cable Diameter mm (in)	Min Pulling Eye Bend Radius mm (in)	Max Pulling Eye Diameter mm (in)	Max Pull Force kg (lbs)	Max Tensile Load kg (lbs)
12	11.8 (0.46)	380 (15)	3.81 (1.5)	45.25 (100)	22.4 (49.5)
24	11.8 (0.46)	380 (15)	3.81 (1.5)	45.25 (100)	33.7 (74.2)
36	15.7 (0.62)	380 (15)	3.81 (1.5)	45.25 (100)	67.3 (148.4)
48	15.7 (0.62)	915 (36)	44.5 (1.75)	45.25 (100)	67.3 (148.4)
72	16.25 (0.64)	915 (36)	44.5 (1.75)	45.25 (100)	67.3 (148.4)
96	21.4 (0.84)	915 (36)	63.5 (2.5)	45.25 (100)	67.3 (148.4)
144	21.4 (0.84)	915 (36)	63.5 (2.5)	45.25 (100)	67.3 (148.4)

Connectors – Physical Specifications

CONNECTOR TYPE	HOUSING COLOR			BOOT COLOR					
	IEC Intermateability Compliance	IEC Intermateability Compliance	SM (Standard Loss) /MM-APC	SM (Ultra-Low Loss)	MM-5L/5V	SM	MM	MTP Pro	MM Pro
12-Fiber MTP	IEC 61754-7	TIA/EIA-604-5	Green	Yellow	Aqua	Black	Black	Black	Black

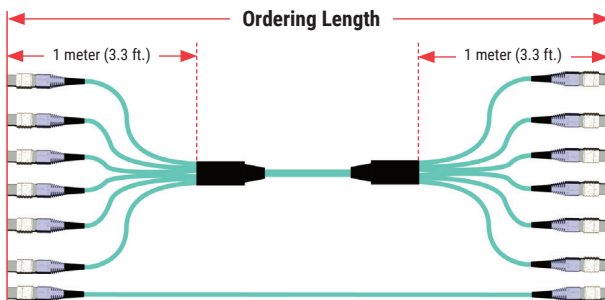
Product Information

STANDARDS COMPLIANCE	Installation Temperature	Storage Temperature	Operating Temperature
ISO/IEC 11801-1 • ANSI/TIA 568.3 • IEC 61300-3-30	-10°C to 60°C	-40°C to 70°C	-20°C to 70°C

Connectors — Optical Specifications

FIBER TYPE	Performance Class	MAX INSERTION LOSS (db)	MIN RETURN LOSS (db)
		MTP	MTP
Multimode OM3	XLGO® 300	0.40	25
Multimode OM4	XLGO 550	0.40	25
Singlemode OS2	XGLO	0.60	60
Laser Optimized Multimode OM3	XGLO 300 Ultra-Low Loss	0.20	25
Laser Optimized Multimode OM4	XLGO 550 Ultra-Low Loss	0.20	25
Singlemode OS2	XGLO Ultra-Low Loss	0.30	65

Ordering Information



- Fiber Extenders ship with MTP Adapter for quick transition.
- Order length is measured connector tip to connector tip. Multi-leg versions offered with standard 1 meter (3.3 ft.) legs. Minimum order length is 1 meter (3 ft.) for 12 strand and 3 meters (9 ft.) for 24 strands or greater (See diagram on left).
- Only trunk lengths greater than 5 meters (16FT) come with a pulling eye.
- Tolerance is +0.2m/-0m for length less than 10m.

MTP Pro Activation Tool and PIN Exchangers Ordering Information:

PART #	Description
FT-MP-AT	Field termination, MTP Pro, Activation tool
FT-MP-PE-SME	Field termination, MTP Pro, Pin exchanger with SM pins
FT-MP-PE-MME	Field termination, MTP Pro, Pin exchanger with MM pins
FT-MP-PE-SM	Field termination, MTP Pro, Pin exchanger with SM, without pins
FT-MP-PE-MM	Field termination, MTP Pro, Pin exchanger with MM, without pins



Overall Cable Length Tolerance

LENGTH-L (FT)	Tolerance
L < 26	1ft
L = 27-50ft	2ft
L = 51-100ft	4ft

Ordering Information

Non-Armored

Fiber Plug & Play Cable Assembly, 12-Fiber MTP Connectors

F (X) (XXX) (X) - (XX) (X) (XXX) (X) - (X)

CONFIGURATION	FIBER COUNT	MTP	FIBER TYPE	JACKET RATING	LENGTH	LENGTH UNIT	POLARITY METHOD
R = Standard Loss L = Ultra-Low Loss E = Standard Loss Extender B = Ultra-Low Loss Extender	12 = 12 24 = 24 36 = 36 48 = 48 72 = 72 96 = 96 144 = 144*	Unpinned = Blank Pinned = M <i>Note: Both ends are the same.</i>	5L = OM3, XGLO 300, Multimode, Aqua 5V = OM4, XGLO 550, Multimode, Aqua EV = OM4, XGLO 550, Multimode, Erika Violet SM = OS2, Singlemode, Yellow	P = Plenum L = LSOH-3	Length must be 3 digits Example: 003 = 3m 010 = 10 ft	F = Feet M = Meter	A = Method A B = Method B C = Method C Blank = Fiber Extender (FE and FB)

*Note: When ordering 144 fiber count pinned, drop the last dash.

Fiber Plug & Play Cable Assembly, 12-Fiber MTP Pro® Connectors

F (X) P (XX) (X) (X) (X) (X) - (XXX) (X) (X)

CONFIGURATION	FIBER COUNT	FIBER TYPE	JACKET RATING	CONNECTOR A	CONNECTOR B	LENGTH	LENGTH UNIT	POLARITY METHOD
R = Standard Loss L = Ultra-Low Loss	12 = 12 24 = 24 36 = 36 48 = 48 72 = 72 96 = 96 E4 = 144	L = OM3, XGLO 300, Multimode, Aqua V = OM4, XGLO 550, Multimode, Aqua E = OM4, XGLO 550, Multimode, Erika Violet A = OS2, Singlemode, Yellow	P = Plenum L = LSOH-3	F = Unpinned M = Pinned	F = Unpinned M = Pinned	Length must be 3 digits Example: 003 = 3m 010 = 10 ft	F = Feet M = Meter	A = Method A B = Method B C = Method C

Armored

Fiber Plug & Play Cable Assembly, 12-Fiber MTP Connectors

F (X) (XXX) (X) - (XX) (XX) (XXX) (X) (X)

CONFIGURATION	FIBER COUNT	MTP	FIBER TYPE	JACKET RATING	LENGTH	LENGTH UNIT	POLARITY METHOD (PER TIA-568-C.0)
R = Standard Loss L = Ultra-Low Loss	12 = 12 24 = 24 36 = 36 48 = 48 72 = 72 96 = 96 144 = 144*	Unpinned = Blank Pinned = M <i>Note: Both ends are the same.</i>	5L = OM3, XGLO 300, Multimode, Aqua 5V = OM4, XGLO 550, Multimode, Aqua EV = OM4, XGLO 550, Multimode, Erika Violet SM = OS2, Singlemode, Yellow	AP = Armored Plenum	Length must be 3 digits Example: 003 = 3m 010 = 10 ft	F = Feet M = Meter	A = Method A B = Method B C = Method C

*Note: When ordering 144-fiber count pinned, drop the dash.

Because we continuously improve our products, Siemon reserves the right to change specifications and availability without prior notice.

North America
P: (1) 860 945 4200

Mexico
P: (521) 556 387 7708/09/10

Latin America
P: (571) 657 1950/51/52

Europe
P: (44) 0 1932 571771

China
P: (86) 215385 0303

India, Middle East & Africa
P: (971) 4 3689743

Asia Pacific
P: (61) 2 8977 7500

Siemon OEM Technologies
P: (1) 860 945 4213
www.siemon.com/OEM