

PICO® PROTECTOR MODULE

Designed for use as secondary protection (to supplement primary protection). Each Pico module provides both overvoltage and "sneak current" protection on 66M blocks in one pair increments. The Pico uses very high-speed, solid-state technology for voltage protection and fuses for current protection. The Pico Protector provides an effective and economical way to protect expensive and sensitive electronic equipment.

The system consist of two components: a protector module and a ground kit. Ground kits are available and consist of a snap-on ground plate or "bus bar" and jumpers to safely divert surge energy to ground.



PATENTED

566 PRODUCTS/PROTECTION



Protects 1-pair each and can be end- or side-stacked

Special red designation caps are available to label priority circuits

Molded handle for easy installation and removal

Plugs directly onto 66 clips over existing cabling

Provide up to 50-pair protection on a standard M1-100 block



Pico Protector provides low cost wiring surge protection for system or station equipment. A necessity for areas with high electric storm activity.

Fuses can be easily replaced if necessary, eliminating costs of replacement modules.

TP-4P test probe allows you to attach test equipment to the 66 block without removing the Pico Protector. This handy adapter can also be used to easily remove protector modules from quick clips.

CONNECTING THE WORLD TO A HIGHER STANDARD

WWW.SIEMON.COM




Guidelines for choosing the correct voltage level for Pico® Protectors

1. Measure the operating DC signal voltage of your equipment.
For example: 48Vdc
2. Measure the peak AC voltage of your equipment, (RMS voltage x 1.41).
For example:
 $90V_{ac} \times 1.41 = 127V_{peak}$
3. Add together the voltage values determined by steps 1 and 2 above:
For example:
 $48V_{dc} + 127V = 175V_{peak}$
4. Select the Pico® module rated for the stand-off voltage nearest to but not below the value determined by step 3
For example: The PM-230 module is the best selection since its stand-off voltage is 180V

Pico Protector:

Part #	DC Breakover Voltage (± 15%)	Stand-off Voltage (Vso)
PM-027	27.0 volts	19.0 volts
PM-068	68.0 volts	50.0 volts
PM-140	140.0 volts	102.0 volts
PM-180	180.0 volts	131.0 volts
PM-230*	230.0 volts	180.0 volts



Technical Tip!

You can retrofit Pico Protectors on an installed M1-50 block. The ground bar mounts inside the fanning strip (as shown here) allowing the Pico module to be plugged into the center rows of an M1-50 block.

*For protecting equipment that is connected to Central Office (voice, fax, modem, etc.) lines, the PM-230 module is always recommended.

Definitions:

DC breakover voltage: The voltage range at which a given module will activate to divert surge energy to ground.

Stand-off voltage: The maximum voltage level of the Pico module under no-surge conditions that will keep it from interfering with normal operation of the circuit.


Note: Frequency bandwidth limitations may apply. Contact our Technical Support Department

Ground Kits:

- PG-06 6-pair kit includes one snap-on ground plate and six 203mm (8 in.), female-ended, quick-connect jumpers
- PG-25 25-pair retrofit kit for a pre-installed M1-50 block includes one bus bar assembly, snap-on ground plate, and two 101.6mm (4 in.), female-ended, quick-connect jumpers
- PG-50 50-pair retrofit kit for a pre-installed M1-100 block includes two bus bar assemblies, snap-on ground plate, two 101.6mm (4 in.) and two 203mm (8 in.) female-ended, quick-connect jumpers
- PK-25 25-pair kit includes one M1-50 block, S89D bracket, snap-on ground plate, two 101.6mm (4 in.), female-ended, quick-connect jumpers and bus bar assembly
- PK-50 50-pair kit includes one M1-100 block, S89D bracket, snap-on ground plate, two 102mm (4 in.) female-ended, quick-connect jumpers, two 203mm (8 in.) quick-connect jumpers and two bus bar assemblies

Because we continuously improve our products, Siemon reserves the right to change specifications and availability without prior notice.

PICO® and CMP-2PLUS® are trademarks of Siemon



Accessories

- CPM-2PLS Current Protection Module with two replaceable fuses
- SF-035 Replacement fuse
- CP-675-C Red designation caps
- TP-4P Adapter for test access and removing Pico and CPM-2PLUS® protector modules

For related product information request Spec Sheet(s):
S66M1-50 Block (PROD-SS-66B)

The Americas
Watertown, CT USA
Phone (1) 860 945 4200

Europe/Middle East/Africa
Surrey, England
Phone (44) 0 1932 571771

Asia/Pacific
Shanghai, P.R. China
Phone (86) 21 5385 0303