

MapIT® G2 Category 7A TERA® Automated Infrastructure Management System

Regional Availability - Global


The MapIT G2 TERA system combines two best-in-class systems in one. The MapIT G2 Automated Infrastructure Management (AIM) system is available in a fully shielded TERA solution. TERA, already the highest performing and most secure twisted pair cabling system, now features MapIT G2 technology built into the category 7A/ classFA patch panels and cords. This combination of intelligent TERA hardware and Siemon EagleEye® Connect software delivers real-time tracking and management of network-wide physical layer activity and IT assets. This benchmark AIM solution offers users a truly unparalleled level of performance, security and control.

Robust

Lightweight, high strength steel with black finish integrates outlet retention and cable management. Panel includes Quick-Ground technology for shielded systems

Green

MapIT G2 uses 78% less power than competing systems



Installation Friendly

Individual outlets snap into panel from the front or rear. Angled panel design allows patch cords to be routed directly to vertical cable managers

Smart


Panel intelligence tracks patch cord connections and drives LCD/LEDs for technician guidance

Compact

Off-set pogo pin position optimised for high density stacked applications

Full Shielded

S/FTP construction provides 1000 MHz bandwidth per pair



Mapping

Sensor pin is accessible at the rear of the boot for test and mapping purposes

Quality

Plug contacts and sensor pins feature 50 microns of gold plating for long-term reliability and resistance to corrosion

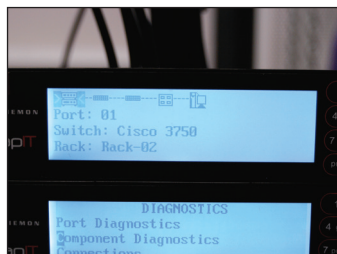
Flexible

A variety of TERA 4-pair and 2-pair to RJ45 patch cords allow easy connection to any RJ45 equipped active electronics



Efficient Organization

Trace and display patch cord connections on the patch panel LCD



Circuit Tracing

A complete circuit trace can be viewed on-screen at the MCP or DCP



Space and Cost Savings

TERA supports cable sharing allowing multiple 2-pair applications to run over one 4-pair cable and outlet, saving significant material and pathway space

Product Information

Item	Feature	Benefit
Smart Features	Backlit graphic LCD and green/red LEDs for patch cord traces, diagnostics and technician guidance	Improves technician efficiency, allows multiple techs to work in the same patch zone without confusion
Resilient	Redundant power and communications to patch panels	Increases system reliability
Physical Layer Monitor	Monitors patch cord connections	Identify unauthorized disconnections, protects critical applications, ensures accurate documentation
Panel Intelligence	Port monitoring capability is built into each patch panel	Increases density and reduces cost
Heat	Panels run cold and do not impede cooling airflow in cabinets	Helps maximize cooling efficiency in data center environments
Connections	Control connections can be made using category 6A stranded shielded cable	Readily available, low cost, field configurable
Self Diagnostics	If a panel is disconnected from the system, the MCP will report it to the EagleEye™ software, which can trigger an alert to an IT manager or technician to fix the problem	Makes maintenance of the MapIT® G2 system simple, reduces downtime
Scalable	Remote offices can use as few as one or two panels. For data centers, thousands of panels may be used to monitor very large patch zones	Cost effective solution for monitoring small remote offices, large data centers or office/campus environments
Installation	Easy to understand and configure. No need to manually map or test each port	Reduces the time required to configure and install the system
Reliable	Tested to MTBF of 20 years	Ensures product reliability and life
Cable Sharing	TERA® supports cable sharing allowing multiple 2-pair applications to run over one 4-pair cable	Saves cable cost and pathway space
Secure	TERA passes government TEMPEST test requirements. Also, unauthorized connects or disconnects are monitored in real time	MapIT G2 TERA is the most secure and reliable copper twisted-pair cabling system available

Product Information

Dimensions and Height

Height	44.44 mm (1.75 in.)
Width	482.6 mm (19 in.)
Depth	225 mm (8.86 in.) overall (97 mm from mounting ears)
Weight	1.04 kg (2.29 lbs)

Outlet Capability

Panel Type	Modular, Angled
Number of Ports	24 4-pair or 48 2-pair
Compatible Outlets	TERA© (sold with panel)

LCD Display

Size	128 x 32 pixels
Type	Graphic
Backlight	White LED
Timeout	User programmable 3 to 30 seconds

Control Cable Connections

Connection Type	RJ45
Ports	1 IN, 1 OUT
Protocol	RS485
Control Cable Type	Category 6A stranded, shielded

Environmental

Operating Temperature	0° to 45° C (32° to 113° F)
Operating Humidity	Up to 90%, non-condensing
Storage Temperature	-40° to 70° C (-40° to 158° F)
Storage Humidity	Up to 90%, non-condensing

EMC

FCC Part 15 (47 CFR 15) Class A, ICES-003 Class A, EN550022/CISPR 22 Class A, AS/NZS 3548 Class A, CCC

EMC Immunity

EN/IEC 61000 - 4-2
EN/IEC 61000 - 4-3
EN/IEC 61000 - 4-4
EN/IEC 61000 - 4-5
EN/IEC 61000 - 4-6
EN/IEC 61000 - 4-11

Safety

IEC/EN/UL/CSA/AS/NZS 62368-1: Audio/video, information and communication technology equipment Part 1: Safety requirements

Ordering Information

MapIT® G2 TERA® Patch Panel

Automatically track patch connections with these advanced MapIT G2 patch panels. Compatible with TERA 4-pair or 2-pair MapIT patch cords.



Part Number	Description
M-SPPA-T24K	MapIT G2 TERA panel, 24 ports, angled, black, 1U, includes TERA outlets

Ready Panel Upgrade to MapIT G2

MapIT ready panels are a great option for projects when funding for a fully intelligent system hasn't been budgeted. Simply install the lower cost ready panel on day one and upgrade with the PCB kit and other MapIT products when you're ready.

Part Number	Description
M-SPPA-T24-01K	MapIT G2 Ready TERA panel, 24 ports, angled, black, 1U, includes TERA outlets
M-SPPAT-PCBA-24	MapIT G2 TERA panel upgrade kit, PCB

MapIT G2 TERA Patch Cords - 4 Pair

TERA-TERA cable assembly, ivory jacket, colored boot, LSOH

M-T4-(XX)M-B(XX)L

Cord Length	Boot Colour
01 = 1m (3.3 ft.)	01 = Black
02 = 2m (6.6 ft.)	02 = White
03 = 2m (9.8 ft.)	03 = Red
05 = 5m (16.4 ft.)	04 = Grey
	06 = Blue



MapIT G2 TERA Patch Cords - 2 Pair

TERA to Category 5e screened RJ45 cable assembly, ivory jacket, colored boot, LSOH

M-T2E2-(XX)M-B(XX)L

Cord Length	Boot Colour
01 = 1m (3.3 ft.)	01 = Black
02 = 2m (6.6 ft.)	02 = White
03 = 2m (9.8 ft.)	03 = Red
05 = 5m (16.4 ft.)	04 = Grey
	06 = Blue



MapIT G2 TERA - to - Modular Patch Cords - 4 Pair

TERA - RJ45 cable assembly Category 6A, ivory jacket, colored boot, LSOH

M-T4(X)-S(XX)M-B(XX)L

Wiring	Cord Length	Boot Colour
A = T568B	01 = 1m (3.3 ft.)	01 = Black
T = T568A	02 = 2m (6.6 ft.)	02 = White
	03 = 2m (9.8 ft.)	03 = Red
	05 = 5m (16.4 ft.)	04 = Grey
		06 = Blue



Optional Accessories

MapIT® G2 Interconnect Solution

MapIT G2 is now compatible with an interconnect topology allowing users to track switch to panel port connections. The MapIT G2 Interconnect Module is used to create a link between switch and panel port connections during initial installation or during moves, adds and changes.

Part Number	Description
M-ICM-R2	MapIT G2 Interconnect Module



MapIT G2 TERA Interconnect Adapter Cords

Use these adapter cords in conjunction with the MapIT Interconnect Control Module (ICM) when making connections from switch ports to TERA MapIT panel ports.

Part Number	Description
TVLA2Z-V1J7001F	4-pair TERA outlet to RJ45 plug adapter cord, .304m (1ft)
TVLA2ZCV1J7001F	2-pair TERA outlet to RJ45 plug adapter cord, .304m (1ft)

Category 6A Shielded Cable for Bus Connections

In cases where custom length patch cords or termination to S110 blocks on flat panels are required, use Siemon's category 6A stranded, shielded cable.

Part Number	Description
4T7D4-E10-025CR	LSOH, Category 6A, Stranded, Shielded, White jacket, 500m Reel

Modular Plug for Bus Connections

Automatically track patch connections with these advanced MapIT G2 patch panels. Compatible with TERA 4-pair or 2-pair MapIT patch cords.

Part Number	Description
PS-8-8	8-Position shielded modular plug with 8 contacts

Because we continuously improve our products, Siemon reserves the right to change specifications and availability without prior notice.

North America
P: (1) 860 945 4200

Mexico
P: (521) 556 387 7708/09/10

Latin America
P: (571) 657 1950/51/52

Europe
P: (44) 0 1932 571771

China
P: (86) 215385 0303

India, Middle East & Africa
P: (971) 4 3689743

Asia Pacific
P: (61) 2 8977 7500

Siemon OEM Technologies
P: (1) 860 945 4213
www.siemon.com/OEM