


Base 12 Plug and Play MTP® to LC BladePatch® Trunks

Utilizing high quality Siemon RazorCore™ cable, Base 12 MTP to LC BladePatch Trunks offer a connectivity transition from one 12-fiber MTP connector to six duplex LC BladePatch connectors that feature an innovative push-pull boot design to control the latch, enabling easy access and removal in tight-fitting areas. Ideal to facilitate interconnects or cross connects between active equipment, these Base 12 MTP to LC BladePatch Trunks may be implemented using Siemon's MTP to MTP Adapter Plates to provide direct MTP to LC patching options over a wide range of distances and infrastructure configurations. These trunks are also available in specific staggered lengths for active equipment including NEXUS, Cisco MDS and Brocade.




ORDERING INFORMATION

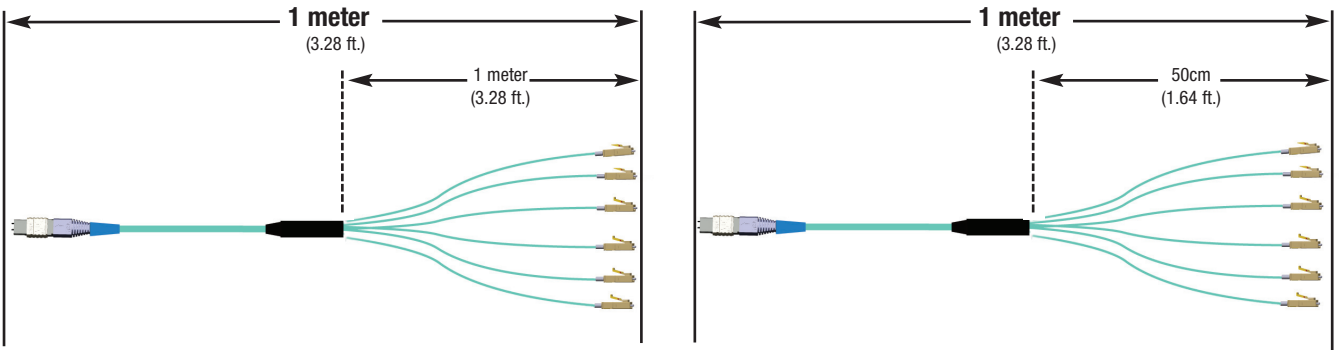
Base 12 MTP to LC BladePatch® Trunks

T(X)2B(X)(X)(X)(X)(X)(XX)(XXX)(X)..... Base 12 to MTP LC BladePatch Trunks

<p>Performance</p> <p>F = Standard Loss (SM only)</p> <p>L = Low Loss (OM3/OM4 only)</p>	<p>Length Unit</p> <p>F = Feet</p> <p>M = Meter</p>
<p>Pulling Eye Option</p> <p>A = MTP Side (for lengths > 5m only)</p> <p>C = None</p>	<p>Length</p> <p>Length must be 3 digits</p> <p>Example: 003 = 3m</p> <p>010 = 10 ft.</p>
<p>Fiber Type</p> <p>L = OM3 XGLO 300 62.5/125 Multimode</p> <p>V = OM4 XGLO 550 50/125 Multimode</p> <p>E = OM4 XGLO 550 50/125 Multimode, Erika Violet</p> <p>A = OS1/OS2 Singlemode</p>	<p>LC BP Connector</p> <p>LB = RFP</p> <p>BL = CFP</p>
<p>Jacket Rating</p> <p>P = Plenum</p> <p>R = Riser</p> <p>L = LSOH</p>	<p>Stagger Type</p> <p>1 = No Stagger</p> <p>2 = Cisco 9512 & 9412</p> <p>3 = Cisco NEXUS</p> <p>4 = Brocade</p>
	<p>MTP Gender</p> <p>M = Male</p> <p>F = Female</p>



* Minimum order length is 1 meter (3.28 ft.). Order length is measured connector tip to connector tip.
 Trunks greater than 1 meter (3.28 ft.) have breakout length of 1 meter (3.28 ft.) 1 meter (3.28 ft.) trunks have a 50cm (1.64 ft.) breakout length (See diagram below)



Cable - Optical and Physical Specifications

Cable Type	Multimode		Singlemode
	XGLO 50/125 OM3 (850/1300nm)	XGLO 50/125 OM4 (850/1300nm)	XGLO (1310/1383/1550nm)
Fiber Cable Attenuation MAX (db/km)	3.0/1.0	3.0/1.0	0.4/0.4/0.3*
LED Bandwidth, MIN (MHz/km)	1500/500	3500/500	N/A
Effective Modal Bandwidth, MIN (MHz/km)	2000	4700	N/A
Cable Outer Jacket, Color (Per TIA-598-C)	Aqua	Aqua	Yellow

* XGLO Singlemode fiber meets low water peak specifications per ITU-T G.652.C

Non-Armored Cable & Pulling Eye Assembly

Fiber Strand Count	Cable Diameter			Max Pulling Eye Diameter mm (in)	*Required Duct Diameter mm (in)	Max Pull Force kg (lbs)
	Riser	Plenum	LSOH			
8	3.0 (.12)	3.0 (.12)	3.0 (.12)	3.81 (1.5)	69.9 (2.75)	18.1 (40)
16	3.8 (.15)	3.8 (.15)	3.8 (.15)	3.81 (1.5)	69.9 (2.75)	18.1 (40)
24	3.8 (.15)	3.8 (.15)	3.8 (.15)	3.81 (1.5)	69.9 (2.75)	18.1 (40)
32	9.4 (.37)	7.5 (.30)	6.5 (.26)	3.81 (1.5)	69.9 (2.75)	18.1 (40)
48	9.4 (.37)	7.5 (.30)	6.5 (.26)	44.5 (1.75)	88.9 (3.5)	18.1 (40)
72	9.4 (.37)	7.5 (.30)	6.5 (.26)	44.5 (1.75)	88.9 (3.5)	18.1 (40)
96	13.2 (.52)	13.6 (.54)	12.5 (.49)	63.5 (2.5)	108 (4.25)	18.1 (40)
144	13.2 (.52)	13.6 (.54)	12.5 (.49)	80 (3.15)	125 (4.92)	18.1 (40)

* Pulling eye assembly shall be capable of passing through these minimum duct diameter requirements during product installation

Connectors - Optical Specifications

Fiber Type	Performance Class	Max Insertion Loss (db)		Min Return Loss (db)	
		MTP	LC/SC	MTP	LC/SC
10G 50/125µm Multimode OM3	XGLO 300	0.40	0.25	20	30
10G 50/125µm Multimode OM4	XGLO 550	0.40	0.25	20	30
Laser Optimized 50/125 Multimode OM3	XGLO 300 Low Loss	0.20	0.15	20	30
Laser Optimized 50/125 Multimode OM4	XGLO 550 Low Loss	0.20	0.15	20	30
Singlemode OS2	XGLO	0.60	0.40	20	55

Connectors - Physical Specifications

Connector Type	IEC Intermateability Compliance	TIA Intermateability Compliance	Housing Color		Boot Color	
			SM	MM-5L/5V	SM	MM
12-Fiber MTP	IEC 61754-7	TIA/EIA-604-5	Green	Aqua	Black	Black

Because we continuously improve our products, Siemon reserves the right to change specifications and availability without prior notice.

**Worldwide Headquarters
North America**
Watertown, CT USA
Phone (1) 860 945 4200

**Regional Headquarters
Europe Africa**
Chertsey, Surrey, England
Phone (44) 0 1932 571771

**Regional Headquarters
China**
Shanghai, P.R. China
Phone (86) 215385 0303

**Regional Headquarters
Latin America**
Bogota, Colombia
Phone (571) 657 1950/51/52

**Regional Headquarters
India Middle East**
Dubai, United Arab Emirates
Phone (971) 4 3689743

**Regional Headquarters
Asia Pacific**
Sydney, Australia
Phone (86) 21 5385 0303

**Siemon Interconnect Solutions
Watertown, CT USA**
Phone (1) 860 945 4213 US
www.siemon.com/SIS