


BASE-8 Plug and Play Trunk Assemblies

Euro Class Dca, Cca

Regional Availability – Global

Combining Siemon's reduced-diameter RazorCore™ cable with 8-fiber MTP connectors, BASE-8 Plug and Play MTP or MTP Pro® Trunk Assemblies are designed to be quickly routed and connected to Siemon Plug and Play Modules and MTP Adapter Plates. Custom configurable to precise application requirements, these BASE-8 assemblies put high-performance, high-density fiber connections exactly where you need them while providing more efficient migration to support high-speed 8-fiber applications.



Standard/Ultra-Low-Loss Versions
Siemon's Plug and Play cable assemblies are also available in ultra-low-loss multimode and singlemode options for maximum network flexibility.

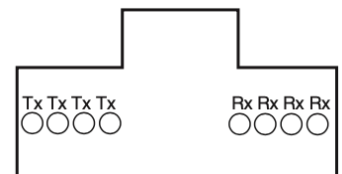
Reduced Pathway Fill
Siemon's RazorCore cable has significantly reduced cable diameter.

Multiple Fiber Types
Available in multimode (laser optimized OM3 and OM4 50/125) and singlemode.

Custom Configurations
Available from 8- to 144-fiber counts in increments of 8 fibers.

40 Gb/s and 100 Gb/s Ready and Beyond

Offers the simplest upgrade path to current and future 8-fiber applications.






40/100/200/400G-SR4

One 8-fiber trunk is used for a single link.

Easy Identification

BASE-8 assemblies feature a blue boot to easily distinguish from BASE-12 assemblies.



Flame Standards, CPR Qualification

LSHF-FR (FRNC)

- EC 60332-2, IEC 60754-1, IEC 60754-2, IEC 61034
- EN 50575, Class Eca, Dca, Cca s1a, d1, a1

Cost-Effective with 100% Fiber Utilization

BASE-8 MTP assemblies use 100% of fiber in 8-fiber applications, eliminating the need for conversion cords or modules.

MTP Pro Connector

The MTP Pro option enables quick and easy polarity pin changes in the field using an innovative hand-held tool.

Product Information

Cable – Optical and Physical Specifications	MULTIMODE		SINGLEMODE
	XGLO® OM3 (850/1300nm)	XGLO OM4 (850/1300nm)	XGLO (1310/1383/1550nm)
Fiber Cable Attenuation, MAX (dB/km)	3.0/1.0	3.0/1.0	0.40/0.40/0.30*
LED Bandwidth, MIN (MHz/km)	1500/500	3500/500	N/A
Effective Modal Bandwidth, MIN (MHz/km)	2000	4700	N/A
Cable Outer Jacket, Color (Per TIA-598-C)	Aqua	Aqua	Yellow

*XGLO singlemode fiber meets low water peak specifications per ITU-T G.652.C.

Cable – Optical and Physical Specifications (Nominal)

JACKET TYPE	Fiber Strand Count	Cable Diameter mm (in.)	Min Bend Radius Operational	Min Bend Radius Installation	Max Pulling Eye Diameter	*Required Duct Diameter
LSOH D _{ca}	4	3.0 (0.12)	30 (1.2)	45 (1.8)	44.5 (1.75)	69.9 (2.75)
	8	3.0 (0.12)	30 (1.2)	45 (1.8)	44.5 (1.75)	69.9 (2.75)
	16	3.8 (0.15)	38 (1.5)	57 (2.2)	44.5 (1.75)	69.9 (2.75)
	24	3.8 (0.15)	38 (1.5)	57 (2.2)	44.5 (1.75)	69.9 (2.75)
	48	6.5 (0.26)	65 (2.6)	98 (3.3)	63.5 (2.5)	88.9 (3.5)
	64	7.0 (0.28)	70 (2.8)	105 (4.1)	63.5 (2.5)	88.9 (3.5)
	72	7.0 (0.28)	70 (2.8)	105 (4.1)	63.5 (2.5)	88.9 (3.5)
	96	12.5 (0.49)	125 (4.9)	188 (7.4)	88.9 (3.25)	114.3 (4.5)
	128	14.9 (0.59)	149 (5.9)	224 (8.8)	88.9 (3.25)	114.3 (4.5)
	144	14.9 (0.59)	149 (5.9)	224 (8.8)	88.9 (3.25)	114.3 (4.5)
LSOH C _{ca}	8	3.0 (0.12)	30 (1.2)	60 (2.3)	44.5 (1.75)	69.9 (2.75)
	16	3.6 (0.14)	30 (1.2)	72 (2.8)	44.5 (1.75)	69.9 (2.75)
	24	3.6 (0.14)	30 (1.2)	72 (2.8)	44.5 (1.75)	69.9 (2.75)
LSOH B _{2ca}	8 12	6.4 (0.25)	64 (2.52)	128 (5.04)	25.6 (1.01)	35.1 (1.38)
	16 (B8) 24 (B12)	5.4 (0.21)	54 (2.13)	108 (4.25)	29.3 (1.15)	40.9 (1.61)
	32 (B8) 36 (B12) 48 (B12)	10.3 (0.41)	103 (4.06)	206 (8.11)	37.3 (1.47)	52.5 (2.07)
	48 (B8) 72 (B12)	11.9 (0.47)	119 (4.69)	238 (9.37)	43.2 (1.7)	69.4 (2.75)
	64 (B8) 96 (B12)	13.6 (0.54)	136 (5.35)	272 (10.71)	53.2 (2.09)	85.20 (3.36)
	96 (B8) 144 (B12) 144 (B8)	15.3 (0.6)	153 (6.02)	306 (12.05)	59.9 (2.36)	85.20 (3.36)

All measurements above are shown in millimeters, with inches in brackets.

*Pulling eye assembly shall be capable of passing through these minimum duct diameter requirements during product installation.

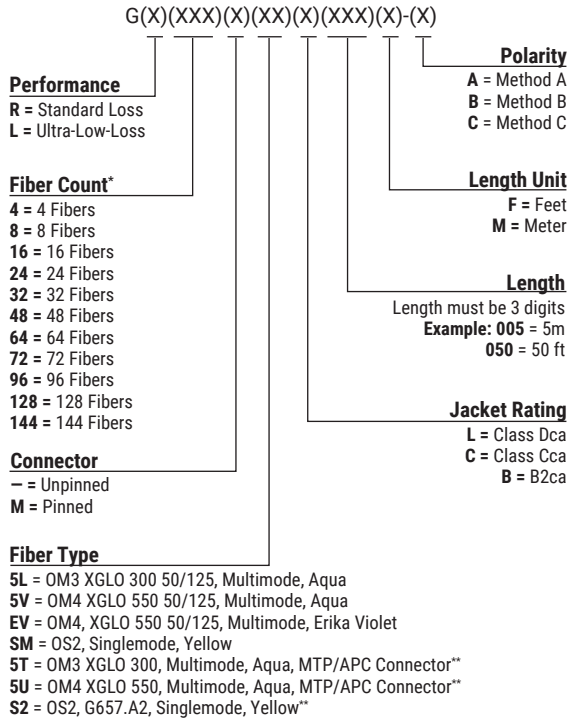
Product Information

Connectors – Optical Specifications		MAX INSERTION LOSS (dB)	MIN RETURN LOSS (dB)
FIBER TYPE	Performance Class	MTP	MTP
Multimode OM3	XGLO 300	0.40	20
50/125um Multimode OM4	XGLO 550	0.40	20
Singlemode OS2	XGLO	0.60	60
Laser Optimized 50/125 Multimode OM3	XGLO 300 Ultra-low-loss	0.20	20
Laser Optimized 50/125 Multimode OM4	XGLO 550 Ultra-low-loss	0.20	20
Singlemode OS2	XGLO Ultra-low-loss	0.30	65
Multimode APC OM3	XGLO 300 Ultra-low-loss	0.30	35
Multimode APC OM4	XGLO 550 Ultra-low-loss	0.30	35
Singlemode OS2 G657.A2	XGLO Ultra-low-loss	0.30	65

Connectors – Physical Specifications			HOUSING COLOR			BOOT COLOR			
CONNECTOR TYPE	IEC Intermateability Compliance	IEC Intermateability Compliance	SM (Standard Loss) /MM-APC	SM (Ultra-Low-Loss)	MM-5L/5V	SM	MM	MTP Pro	MM Pro
8-Fiber MTP	IEC 61754-7	TIA/EIA-604-5	Green	Yellow	Aqua	Blue	Blue	Black	Black

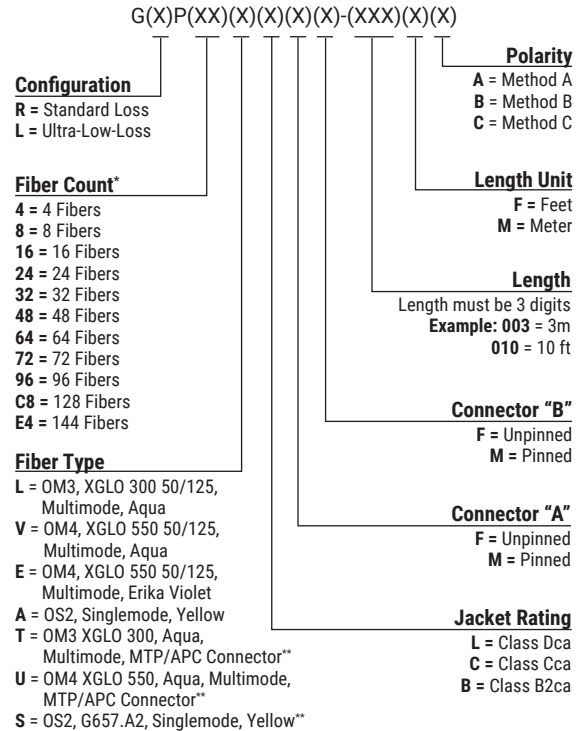
Ordering Information

BASE-8 MTP to MTP Assemblies, 8-Fiber MTP Connectors

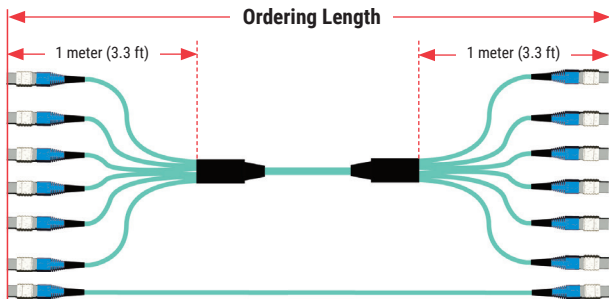


*Class Dca is available in 4- to 144-fiber counts. Class Cca is available in 4- to 24-fiber counts.
**Fiber type is only available in ultra-low-loss.

Fiber Plug & Play Cable Assembly, 8-Fiber MTP Pro® Connectors



*Class Dca is available in 4- to 144-fiber counts. Class Cca is available in 4- to 24-fiber counts.
**Fiber type is only available in ultra-low-loss.



- Order length is measured connector tip to connector tip. Multi-leg versions offered with standard 1 meter (3.3 ft) legs. Minimum order length is 1 meter (3 ft) for 8 fibers and 3 meters (9 ft) for 24 fibers or greater (See diagram on left).
- Only trunk lengths greater than 5 meters (16 feet) come with a pulling eye.
- Tolerance is +0.2m/-0m for length less than 10m.

MTP Pro Activation Tool and PIN Exchangers Ordering Information:

PART NUMBER	Description
FT-MP-AT	Field termination, MTP Pro, Activation tool
FT-MP-PE-SME	Field termination, MTP Pro, Pin exchanger with SM pins
FT-MP-PE-MME	Field termination, MTP Pro, Pin exchanger with MM pins
FT-MP-PE-SM	Field termination, MTP Pro, Pin exchanger with SM, without pins
FT-MP-PE-MM	Field termination, MTP Pro, Pin exchanger with MM, without pins



Because we continuously improve our products, Siemon reserves the right to change specifications and availability without prior notice.

North America
P: (1) 860 945 4200

Mexico
P: (521) 556 387 7708/09/10

Latin America
P: (571) 657 1950/51/52

Europe
P: (44) 0 1932 571771

China
P: (86) 215385 0303

India, Middle East & Africa
P: (971) 4 3689743

Asia Pacific
P: (61) 2 8977 7500

Siemon OEM Technologies
P: (1) 860 945 4213
www.siemon.com/OEM