

# Base 8 Plug and Play MTP® to LC BladePatch® Trunks

Utilizing high quality Siemon RazorCore™ cable, Base 8 MTP to LC BladePatch Trunks offer a connectivity transition from one 8-fiber MTP connector to four duplex LC BladePatch connectors that feature an innovative push-pull boot design to control the latch, enabling easy access and removal in tight-fitting areas. Ideal to facilitate interconnects or cross connects between active equipment, these Base 8 MTP to LC BladePatch Trunks may be implemented using Siemon's MTP to MTP Adapter Plates to provide direct MTP to LC patching options over a wide range of distances and infrastructure configurations. They can also be used for connection to active equipment with LC ports used in aggregation of multiple 10G ports to one 40G port.

## Multiple Fiber Types

Available in multimode (laser optimized 50/125 OM3 and OM4) and singlemode

## Small Diameter

RazorCore fiber cable improves cable management and pathway fill

## Easy Identification


Base 8 MTP solutions feature a blue boot to easily distinguish from Base 12 solutions

## Enhanced Installation and Removal

Innovative and patented LC BladePatch, push-pull boot design for easy access in high density environment

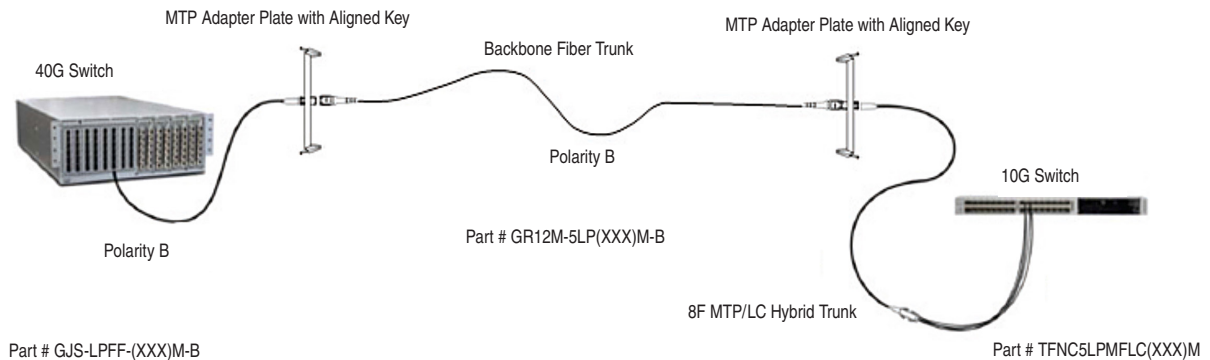
## Low Profile Boot

Optimizes side-stackability



## 40G to 4 X 10G Channel

### Example Channel Model



# Product Information

## Ordering Information

----- Base 8 MTP to LC BladePatch Equipment Cords

**T(X)2(X)(X)(X)(X)(X)(X)(XX)(XXX)(X)**

**Performance**  
**F** = Standard Loss (SM only)  
**L** = Low Loss (OM3/OM4 only)

**Fiber Count**  
**N** = 8 Strand

**Pulling Eye Option**  
**A** = MTP Side (for lengths >5m only)  
**C** = None

**Fiber Type**  
**L** = OM3, XGLO 300 50/125 Multimode Aqua  
**V** = OM4, XGLO 550 50/125 Multimode Aqua  
**E** = OM4, XGLO 550 50/125 Multimode Erika Violet  
**A** = OS1/OS2, Singlemode Yellow

**Jacket Rating**  
**P** = Plenum  
**R** = Riser  
**L** = LSOH


**Length Unit**  
**F** = Feet  
**M** = Meter

**Length**  
 Length must be in 3 digits  
**Example: 003 = 3m**  
**010 = 10 ft.**

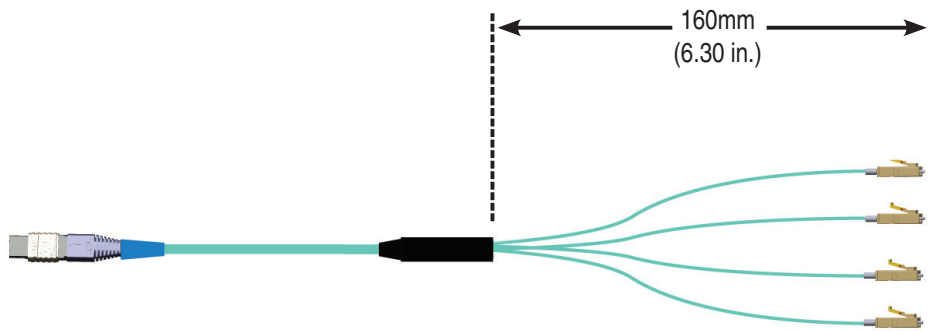
**LC BP Connector**  
**LB** = Reverse Fiber Position (RFP)  
**BL** = Continuous Fiber Position (CFP)

**Stagger Type**  
**1** = No Stagger

**MTP Gender**  
**M** = Male  
**F** = Female



\* Minimum order length is 1 meter (3.28 ft.). Order length is measured connector tip to connector tip.



# Product Information

## CABLE - OPTICAL AND PHYSICAL SPECIFICATIONS

Cable Type	Multimode		Singlemode
	XGLO 50/125 OM3 (850/1300nm)	XGLO 50/125 OM4 (850/1300nm)	XGLO (1310/1383/1550nm)
Fiber Cable Attenuation MAX (db/km)	3.0/1.0	3.0/1.0	0.4/0.4/0.3*
LED Bandwidth, MIN (MHz/km)	1500/500	3500/500	n/a
Effective Modal Bandwidth, MIN (MHz/km)	2000	4700	n/a
Cable Outer Jacket, Color (Per TIA-598-C)	Aqua	Aqua	Yellow

\* XGLO Singlemode fiber meets low water peak specifications per ITU-T G.652.C

## NON-ARMORED CABLE & PULLING EYE ASSEMBLY

Fiber Stand Count	Cable Diameter			Max. Pulling Eye Diameter mm (in.)	*Required Duct Diameter mm (in.)	Max Pull Force kg (lbs.)
	Riser	Plenum	LSOH			
8	3.0 (.12)	3.0 (.12)	3.0 (.12)	3.81 (1.5)	69.9 (2.75)	18.1 (40)
16	3.8 (.15)	3.8 (.15)	3.8 (.15)	3.81 (1.5)	69.9 (2.75)	18.1 (40)
24	3.8 (.15)	3.8 (.15)	3.8 (.15)	3.81 (1.5)	69.9 (2.75)	18.1 (40)
32	9.4 (.37)	7.5 (.30)	6.5 (.26)	3.81 (1.5)	69.9 (2.75)	18.1 (40)
48	9.4 (.37)	7.5 (.30)	6.5 (.26)	44.5 (1.75)	88.9 (3.5)	18.1 (40)
72	9.4 (.37)	7.5 (.30)	6.5 (.26)	44.5 (1.75)	88.9 (3.5)	18.1 (40)
96	13.2 (.52)	13.6 (.54)	12.5 (.49)	63.5 (2.5)	108 (4.25)	18.1 (40)
144	13.2 (.52)	13.6 (.54)	12.5 (.49)	80 (3.15)	125 (4.92)	18.1 (40)

\* Pulling eye assembly shall be capable of passing through these minimum duct diameter requirements during product installation

## CONNECTORS - OPTICAL SPECIFICATIONS

Fiber Type	Performance Class	Max Insertion Loss (db)		Min Return Loss (db)	
		MTP	LC/SC	MTP	LC/SC
10G 50/125µm Multimode OM3	XGLO 300	0.40	0.25	20	30
10G 50/125µm Multimode OM4	XGLO 550	0.40	0.25	20	30
Laser Optimized 50/125 Multimode OM3	XGLO 300 Low Loss	0.20	0.15	20	30
Laser Optimized 50/125 Multimode OM4	XGLO 550 Low Loss	0.20	0.15	20	30
Singlemode OS2	XGLO	0.60	0.40	20	55

## CONNECTORS - PHYSICAL SPECIFICATIONS

Connector Type	IEC Intermateability Compliance	Tia Intermateability Compliance	Housing Color		Boot Color	
			SM	MM-5L/5V	SM	MM
8-Fiber MTP	IEC 61754-7	TIA/EIA-604-5	Green	Aqua	Blue	Blue

Because we continuously improve our products, Siemon reserves the right to change specifications and availability without prior notice.

**North America** P: (1) 860 945 4200   
**Asia Pacific** P: (61) 2 8977 7500   
**Latin America** P: (571) 657 1950/51/52   
**Europe** P: (44) 0 1932 571771   
**China** P: (86) 215385 0303   
**India Middle East** P: (971) 4 3689743

**Siemon Interconnect Solutions**  
 P: (1) 860 945 4213  
[www.siemon.com/SIS](http://www.siemon.com/SIS)