

Base 8 MTP® to LC BladePatch® 4 X 10G Hybrid Equipment Cords

Utilising high quality Siemon RazorCore™ cable, Base 8 MTP to LC BladePatch 4X10 equipment cords offer a connectivity transition from one 8-fibre MTP connector to four duplex LC BladePatch connectors that feature an innovative push-pull boot design to control the latch, enabling easy access and removal in tight-fitting areas.

Multiple Fiber Types

Available in multimode (laser optimized 50/125 OM3 and OM4) and singlemode

Small Diameter

RazorCore fiber cable improves cable management and pathway fill

Easy Identification

Base 8 MTP solutions feature a blue boot to easily distinguish from Base 12 solutions

Enhanced Installation and Removal

Innovative and patented LC BladePatch, push-pull boot design for easy access in high density environment

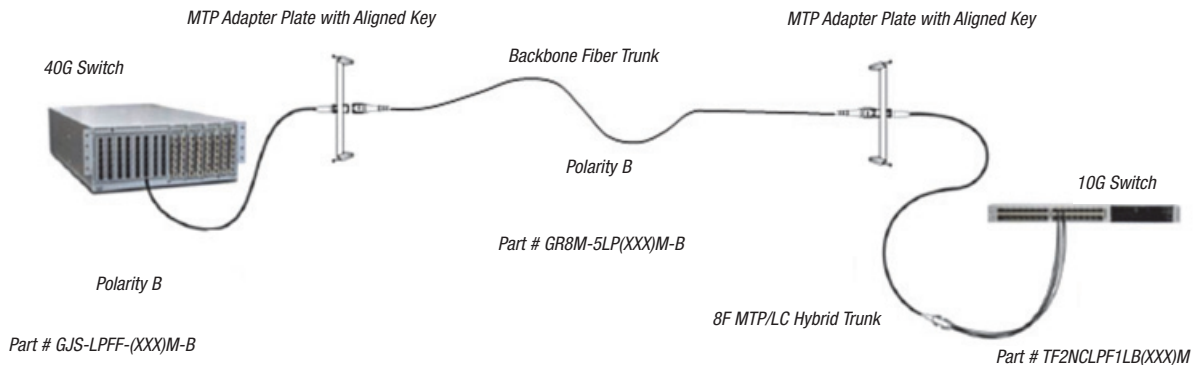
Low Profile Boot

Optimizes side-stackability

Note: Fits with any standard LC opening or LC SFP module. Compatible with industry compliant non-shutter LC adapters. When using internal shutter LC adapters, the LC BladePatch is only compatible with the Siemon version.

40G to 4 X 10G Channel


Example Channel Model



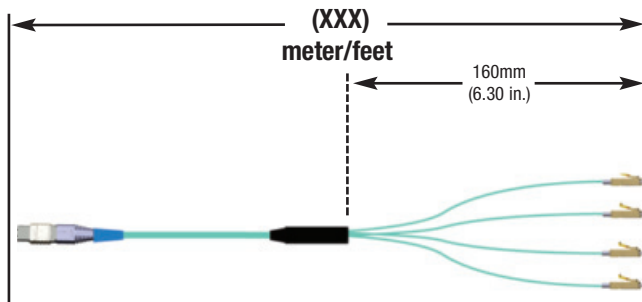
Ordering Information:

T(X)2(X)(X)(X)(X)(X)(X)(XX)(XXX)(X) Base 8 MTP to LC BladePatch Equipment Cords

<p>Performance F = Standard Loss (SM only) L = Low Loss (OM3/OM4 only)</p> <p>Fibre Count N = 8 Strand</p> <p>Pulling Eye Option A = MTP Side (for lengths > 5m only) C = None</p> <p>Fibre Type L = OM3, XGLO 300 50/125 Multimode Aqua V = OM4, XGLO 550 50/125 Multimode Aqua E = OM4, XGLO 550 50/125 Multimode Erika Violet A = OS1/OS2, Singlemode Yellow</p> <p>Jacket Rating P = Plenum R = Riser L = LSOH</p>	<p>Length Unit F = Feet M = Metre</p> <p>Length Length must be 3 digits Example: 003 = 3m 010 = 10 ft.</p> <p>LC BP Connector LB = Reverse Fibre Position (RFP) BL = Continuous Fibre Position (CFP)</p> <p>Stagger Type 1 = No Stagger</p> <p>MTP Gender M = Male F = Female</p>
--	---



* Minimum order length is 1 meter (3.28 ft.). Order length is measured connector tip to connector tip.
 Only trunk lengths greater than 5 meters (16FT) come with a pulling eye



Cable - Optical and Physical Specifications

Cable Type	Multimode		Singlemode
	XGLO 50/125 OM3 (850/1300nm)	XGLO 50/125 OM4 (850/1300nm)	XGLO (1310/1383/1550nm)
Fiber Cable Attenuation MAX (db/km)	3.0/1.0	3.0/1.0	0.4/0.4/0.3*
LED Bandwidth, MIN (MHz/km)	1500/500	3500/500	N/A
Effective Modal Bandwidth, MIN (MHz/km)	2000	4700	N/A
Cable Outer Jacket, Color (Per TIA-598-D)	Aqua	Aqua	Yellow

* XGLO Singlemode fiber meets low water peak specifications per ITU-T G.652.C

Non-Armored Cable & Pulling Eye Assembly

Fiber Strand Count	Cable Diameter			Max Pulling Eye Diameter mm (in)	*Required Duct Diameter mm (in)	Max Pull Force kg (lbs)
	Riser	Plenum	LSOH			
8	3.0 (.12)	3.0 (.12)	3.0 (.12)	3.81 (1.5)	69.9 (2.75)	18.1 (40)
16	3.8 (.15)	3.8 (.15)	3.8 (.15)	3.81 (1.5)	69.9 (2.75)	18.1 (40)
24	3.8 (.15)	3.8 (.15)	3.8 (.15)	3.81 (1.5)	69.9 (2.75)	18.1 (40)
32	9.4 (.37)	7.5 (.30)	6.5 (.26)	3.81 (1.5)	69.9 (2.75)	18.1 (40)
48	9.4 (.37)	7.5 (.30)	6.5 (.26)	44.5 (1.75)	88.9 (3.5)	18.1 (40)
72	9.4 (.37)	7.5 (.30)	6.5 (.26)	44.5 (1.75)	88.9 (3.5)	18.1 (40)
96	13.2 (.52)	13.6 (.54)	12.5 (.49)	63.5 (2.5)	108 (4.25)	18.1 (40)
144	13.2 (.52)	13.6 (.54)	12.5 (.49)	80 (3.15)	125 (4.92)	18.1 (40)

* Pulling eye assembly shall be capable of passing through these minimum duct diameter requirements during product installation

Connectors - Optical Specifications

Fiber Type	Performance Class	Max Insertion Loss (db)		Min Return Loss (db)	
		MTP	LC/SC	MTP	LC/SC
10G 50/125µm Multimode OM3	XGLO 300	0.40	0.25	20	30
10G 50/125µm Multimode OM4	XGLO 550	0.40	0.25	20	30
Laser Optimized 50/125 Multimode OM3	XGLO 300 Low Loss	0.20	0.15	20	30
Laser Optimized 50/125 Multimode OM4	XGLO 550 Low Loss	0.20	0.15	20	30
Singlemode OS2	XGLO	0.60	0.40	60	55

Connectors - Physical Specifications

Connector Type	IEC Intermateability Compliance	TIA Intermateability Compliance	Housing Color		Boot Color	
			SM	MM-5L/5V	SM	MM
8-Fiber MTP	IEC 61754-7	TIA/EIA-604-5	Green	Aqua	Blue	Blue

Because we continuously improve our products, Siemon reserves the right to change specifications and availability without prior notice.

**Worldwide Headquarters
North America**
Watertown, CT USA
Phone (1) 860 945 4200

**Regional Headquarters
Europe Africa** Chertsy,
Surrey, England Phone
(44) 0 1932 571771

**Regional Headquarters
China**
Shanghai, P.R. China
Phone (86) 215385 0303

**Regional Headquarters
Latin America**
Bogota, Colombia
Phone (571) 657 1950/51/52

**Regional Headquarters
India Middle East**
Dubai, United Arab Emirates
Phone (971) 4 3689743

**Regional Headquarters
Asia Pacific**
Sydney, Australia
Phone (61) 2 8977 7500

**Siemon Interconnect Solutions
Watertown, CT USA**
Phone (1) 860 945 4213 US
www.siemon.com/SIS