





# VPOD™ End of Row Panel Installation Instructions



# VPOD™ End of Row Panel Installation Instructions



- 4** Using the (4) 12/24 Screws and washers supplied, mount the panel to the frame.



- 5** Re-install the side panel

**To assist safe installations, comply with the following:**

- A. Use caution when installing or modifying telecommunications circuits.
- B. Never touch uninsulated wire terminals unless the circuit has been disconnected.
- C. Never install this device in a wet location.
- D. Never install wiring during a lightning storm.

**Global Headquarters**

Watertown, Connecticut USA

Tel: (1) 866-548-5814

For a complete listing of our global offices visit our web site