
















This compatibility guide has been designed to direct you through mapping the corresponding Arista OSFP/QSFP modules to the applicable Siemon Company solutions in order to build a complete network channel. For questions on compatibility and availability, please contact your regional Siemon Company sales representative.

100G QSFP28 Modules

Type	Media	Connector Interface	Breakout	Near End Module/ Adapter Plate	Product Image	Far End Module/ Adapter Plate	Product Image	Breakout Module	Product Image
QSFP 100G-SR4/XSR4	MM	MPO12	YES (4 x 25G-SR)	LVAM4-MPQ-BN-A		LVAM4-MPQ-BN-A		LVM24EFLSV-BLUA	
QSFP 100G-SRBD	MM	LC	NO	LVM24EFLSV-BLUA		LVM24EFLSV-BLUA		N/A	N/A
QSFP 100G-CWDM4	SM	LC	NO	LVM24EFLSU-BLUA		LVM24EFLSU-BLUA		N/A	N/A
QSFP 100G-SWDM4	MM	LC	NO	LVM24EFLSV-BLUA		LVM24EFLSV-BLUA		N/A	N/A
QSFP 100G-FR	SM	LC	NO	LVM24EFLSU-BLUA		LVM24EFLSU-BLUA		N/A	N/A
QSFP 100G-DR	SM	LC	NO	LVM24EFLSU-BLUA		LVM24EFLSU-BLUA		N/A	N/A
QSFP 100G-LR	SM	LC	NO	LVM24EFLSU-BLUA		LVM24EFLSU-BLUA		N/A	N/A
QSFP 100G-LR4	SM	LC	NO	LVM24EFLSU-BLUA		LVM24EFLSU-BLUA		N/A	N/A
QSFP 100G-PSM4	SM	MPO12	YES (4 x 25G-SR)	LVAM4-MPB-BN-A		LVAM4-MPB-BN-A		LVM24EFLSU-BLUA	

400G OSFP/QSFP-DD Modules


Type	Media	Connector Interface	Breakout	Near End Module/Adapter Plate	Product Image	Far End Module/Adapter Plate	Product Image	Breakout Module	Product Image	Near-End Cord Siemon PN [#]	Far-End Cord Siemon PN [#]
QDD/OSFP-400G-SRBD	MM	MPO12	YES (4 x 100G)	LVAM4-MPQ-BN-A		LVAM4-MPQ-BN-A		LVM24EFLSV-BLUA		GJLP5VPFF-(YYY)(Z)B	GJLP5VPFF-(YYY)(Z)B
QDD/OSFP-400G-VSR4	MM	MPO12/APC	YES (2 x 200G)	LVAM4-MPQ-BN-A		LVAM4-MPQ-BN-A		N/A	N/A	GJLP5VPFF-(YYY)(Z)B	YJ8F4F015U(Y)(XXX)M
QDD/OSFP-400G-SR8	MM	MPO16	YES (2 x 200G)	N/A	N/A	N/A	N/A	N/A	N/A	SJLVPFF-(YYY)(Z)B YSLVPFF-(YYY)(Z)B	SJLVPFF-(YYY)(Z)B YSLVPFF-(YYY)(Z)B
QDD/OSFP-400G-FR4/LR4	SM	LC	NO	LVM24EFLSU-BLUA		LVM24EFLSU-BLUA		N/A	N/A	LBP-LCULCUL-(VVV)	LBP-LCULCUL-(VVV)
QDD/OSFP-400G-DR4/XDR4/PLR4	SM	MPO12	YES (4 x 100G)	LVAM4-MPB-BN-A		LVAM4-MPB-BN-A		LVM24EFLSU-BLUA		GJLPSMPFF-(YYY)(Z)B	GJLPSMPFF-(YYY)(Z)B
QDD/OSFP-400G-XDR4-S	SM	SN	NO	LVM24EFLSU-BLUA		LVM24EFLSU-BLUA		N/A	N/A	VSJ-SNLB(YYY)(ZZ)N	LBP-LCULCUL-(VVV)
QDD/OSFP-400G-PLR4-S	SM	SN	NO	LVM24EFLSU-BLUA		LVM24EFLSU-BLUA		N/A	N/A	VSJ-SNLB(YYY)(ZZ)N	LBP-LCULCUL-(VVV)

800G OSFP/QSFP-DD Modules

Type	Media	Connector Interface	Breakout	Near End Module/Adapter Plate	Product Image	Far End Module/Adapter Plate	Product Image	Breakout Module	Product Image	Near-End Cord Siemon PN [#]	Far-End Cord Siemon PN [#]
QDD/OSFP-800G-2VSR4	MM	MPO12/APC	YES (4 x 200G)	LVAM4-MPQ-BN-A		LVAM4-MPQ-BN-A		LVM24EFLSV-BLUA		GJLP5VPFF-(YYY)(Z)B	GJLP5VPFF-(YYY)(Z)B
QDD/OSFP-800G-FR4/LR4	SM	LC	NO	LVM24EFLSU-BLUA		LVM24EFLSU-BLUA		N/A	N/A	LBP-LCULCUL-(VVV)	LBP-LCULCUL-(VVV)
QDD/OSFP-800G-DR4/XDR4/PLR4	SM	MPO12	YES (4 x 200G)	LVAM4-MPB-BN-A		LVAM4-MPB-BN-A		LVM24EFLSU-BLUA		GJLPSMPFF-(YYY)(Z)B	GJLPSMPFF-(YYY)(Z)B
QDD/OSFP-800G-2FR4	SM	LC	NO	LVM24EFLSU-BLUA		LVM24EFLSU-BLUA		N/A	N/A	LBP-LCULCUL-(VVV)	LBP-LCULCUL-(VVV)
QDD/OSFP-800G-2PLR4	SM	LC	NO	LVM24EFLSU-BLUA		LVM24EFLSU-BLUA		N/A	N/A	LBP-LCULCUL-(VVV)	LBP-LCULCUL-(VVV)
QDD/OSFP-800G-2XDR4	SM	MPO12	YES (4 x 200G)	LVAM4-MPB-BN-A		LVAM4-MPB-BN-A		LVM24EFLSU-BLUA		GJLPSMPFF-(YYY)(Z)B	GJLPSMPFF-(YYY)(Z)B

Example Channels


100G-SRBD, 2-Fiber MM Channel



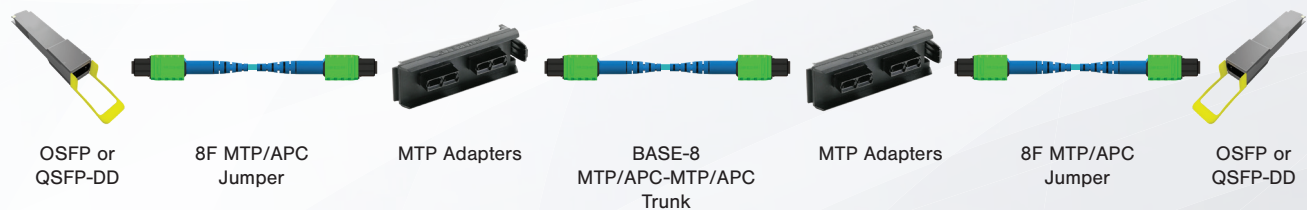
400G/800G-SR8 16-Fiber MM Cable



400G-SRBD, 8-Fiber MM Channel




400G-VSR4, 8-Fiber MM Channel



800G-DR8 to 400G-DR4 16-Fiber SM Breakout Cable



400G/800G-DR4, 8-Fiber SM Channel



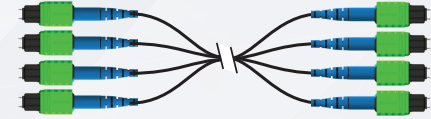
Recommend
2 x BASE-8

Ordering Information

BASE-8 MTP to MTP Assemblies, 8-Fiber MTP Connectors

G (X) (XXX) (X) (XX) (X) (XXX) (X) - (X)

PERFORMANCE	FIBER COUNT	CONNECTOR	FIBER TYPE	JACKET RATING	LENGTH	LENGTH UNIT	POLARITY METHOD
R = Standard Loss L = Ultra-Low-Loss	4 = 4 Fibers 8 = 8 Fibers 16 = 16 Fibers 24 = 24 Fibers 32 = 32 Fibers 48 = 48 Fibers 64 = 64 Fibers 72 = 72 Fibers 96 = 96 Fibers 128 = 128 Fibers 144 = 144 Fibers	- = Unpinned M = Pinned	5L = OM3 XGLO 300 50/125, Multimode, Aqua 5V = OM4 XGLO 550 50/125, Multimode, Aqua EV = OM4, XGLO 550 50/125, Multimode, Erika Violet SM = OS2, Singlemode, Yellow 5T = OM3 XGLO 300, Multimode, Aqua, MTP/APC Connector* 5U = OM4 XGLO 550, Multimode, Aqua, MTP/APC Connector* S2 = OS2, G657.A2, Singlemode, Yellow*	P = OFNP L = LSOH	Length must be 3 digits. Example: 005 = 5m 050 = 50ft.	F = Feet M = Meter	A = Method A B = Method B C = Method C



*Fiber type is only available in ultra-low-loss.

For more information: [Standard Trunks](#) | [Bundled Trunks](#)

16F MTP Jumpers

SJ (X) (X) (X) (X) (X) - (XXX) (X) - (X)

PERFORMANCE	FIBER TYPE	JACKET RATING	SIDE A	SIDE B	LENGTH	LENGTH UNIT	POLARITY METHOD
S = Standard Loss L = Ultra-Low-Loss (MM only)	V = OM4, XGLO 550 50/125, Multimode, Aqua E = OM4, XGLO 550 50/125, Multimode, Erika Violet A = OS2, Singlemode, Yellow	P = Plenum L = LSOH	M = Pinned APC F = Unpinned APC N = Pinned PC (MM only) G = Unpinned PC (MM only)	M = Pinned APC F = Unpinned APC N = Pinned PC (MM only) G = Unpinned PC (MM only)	Length must be 3 digits. Example: 003 = 3m 010 = 10ft.	F = Feet M = Meter	B = Method B



(1) 16F MTP to (2) 8F MTP Y Conversion Cords

YS (X) (X) (X) (X) (X) - (XXX) (X) - (X)

PERFORMANCE	FIBER TYPE	JACKET RATING	SIDE A (BASE-16)	SIDE B (2X BASE-8)	LENGTH	LENGTH UNIT	POLARITY METHOD
S = Standard Loss L = Ultra-Low-Loss (MM only)	V = OM4, XGLO 550 50/125, Multimode, Aqua E = OM4, XGLO 550 50/125, Multimode, Erika Violet A = OS2, Singlemode, Yellow	P = Plenum L = LSOH	M = Pinned APC F = Unpinned APC N = Pinned PC (MM only) G = Unpinned PC (MM only)	M = Pinned F = Unpinned	Length must be 3 digits. Example: 003 = 3m 010 = 10ft.	F = Feet M = Meter	B = Method B





*BASE-8 is only APC for SM and PC for MM.

For more information: [Jumpers and Conversion Cords](#)

Fiber Optic Jumpers and Enclosures

Part Number	Description
GJSPA(Y)FF-(XXX)M-B	8-Fiber MTP Pro® Jumper, SM
GJLPV(Y)FF-(XXX)M-B	8-Fiber MTP Pro Jumper, OM4
LBP-LCULCUL-(XXX)(Z)	LC BladePatch® Jumper, SM
LBP-LCLC5V-(XXX)(Z)	LC BladePatch Jumper, OM4
LVE-1U-MD-P01A	High-Density LightVerse®, 96 Fibers in 1U
LS8-1U-01	Ultra-High-Density LightStack® 8, 144 Fibers in 1U



(XXX): 001=1m, 010=10m, 100=100m (Y): R=Riser, P=Plenum, L=LSOH (Z): Blank=Riser, P=Plenum, H=LSOH
Please contact your local representative for additional part numbers.

For more information:

[BASE-8 MTP and MTP Pro Jumpers](#) | [SN-LC \(BladePatch\) Jumpers](#) | [LC BladePatch High Density Polarity Reversible Fiber Patch Cord](#) | [400G to 200G Equipment Conversion Cord](#) | [LightVerse Enclosures](#) | [LightStack UHD Connectivity](#)