

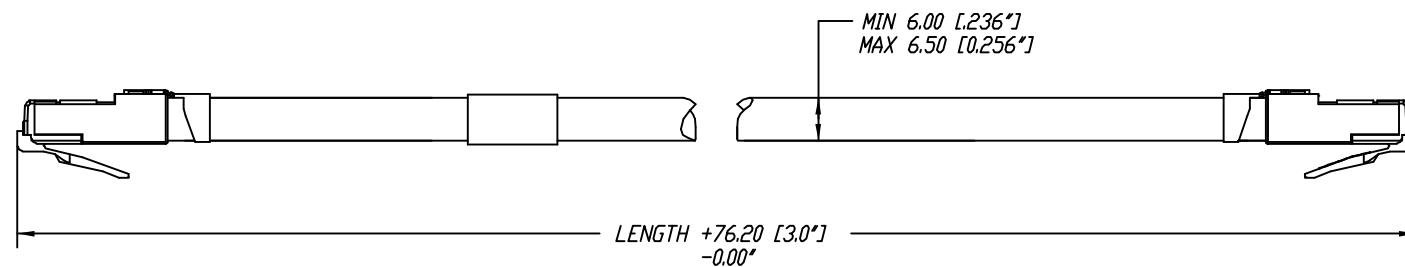
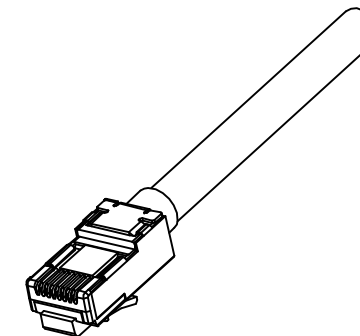
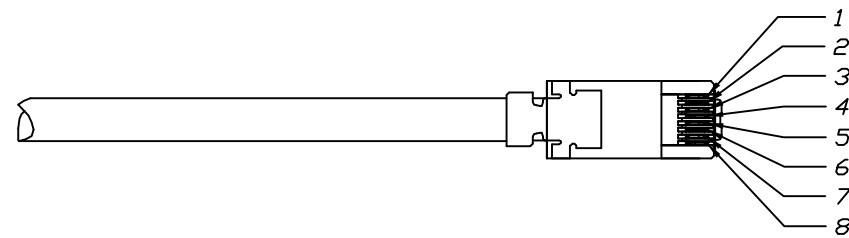
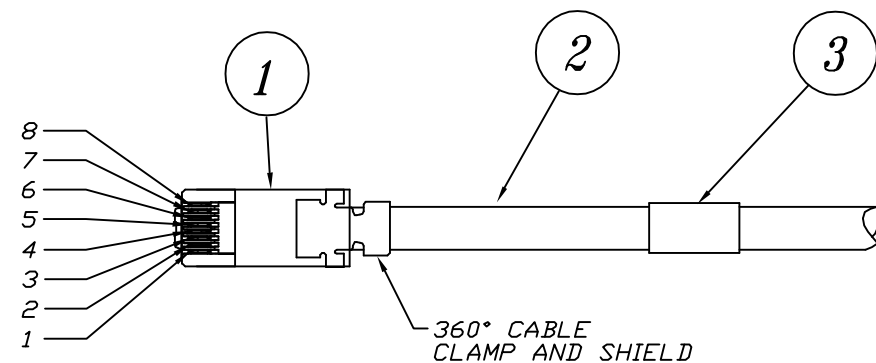
DWG. NO. **M-9032359** SH **1** REV. **A** CUD

ITEM #	DESCRIPTION	QTY
1	MODULAR PLUG W/SHIELD & LOADBAR	2
2	26 AWG, STRANDED DUAL SHIELDED S/FTP CABLE	1
3	IDENTIFICATION LABEL	1
-	POLYBAG (1 PER BAG)	1

REV.	ECR NO.	REVISIONS	BY	DATE	APVD.
A	2598	NEW RELEASE	WP	04/21/10	D.M. 04/21/10

PLUG PIN	T568B* WIRING
1	ORANGE/STRIPED
2	ORANGE
3	GREEN/STRIPED
4	BLUE
5	BLUE/STRIPED
6	GREEN
7	BROWN/STRIPED
8	BROWN

* ASSEMBLIES WIRED TO THE T568B COLOR SCHEME ON BOTH ENDS ARE COMPATIBLE WITH BOTH T568A AND T568B SYSTEMS.



MC6A-S(XX)M-(XX)(L)NB

LENGTH
01 = 1.0 METER
02 = 2.0 METER
03 = 3.0 METER
04 = 4.0 METER
05 = 5.0 METER

CABLE JACKET
L = LSDH
BLANK = CMG (WHITE ONLY)

CABLE JACKET COLOR
01 = BLACK
02 = WHITE
03 = RED
04 = GRAY
05 = YELLOW
06 = BLUE
07 = GREEN

- NOTES:
- 4-PAIR FULLY SHIELDED CABLE, 26 AWG, TWISTED PAIR, STRANDED CONDUCTORS. CABLE TRANSMISSION PROPERTIES SHALL BE NOMINALLY COMPLIANT TO ISO/IEC CATEGORY 7 REQUIREMENTS. PATCH CORD ASSEMBLY TRANSMISSION PROPERTIES SHALL BE COMPLIANT TO AUGMENTED CATEGORY 6 REQUIREMENTS FOR 10GbE APPLICATIONS.
 - 100% TESTED FOR ELECTRICAL CONTINUITY & TRANSMISSION PERFORMANCE.
 - PLUG PINS CONNECTED 1 TO 1, 2 TO 2, 3 TO 3 ETC.
 - CUSTOM LENGTHS AND CABLE OPTIONS AVAILABLE, CONTACT A SIEMON COMPANY CUSTOMER SERVICE REPRESENTATIVE FOR MORE INFORMATION.

<small>PROPRIETARY INFORMATION THIS DOCUMENT CONTAINS PROPRIETARY INFORMATION OF THE SIEMON COMPANY AND IS DELIVERED ON THE EXPRESSED CONDITIONS THAT IT IS NOT TO BE DISCLOSED OR REPRODUCED IN WHOLE OR PART, OR USED FOR MANUFACTURING FOR ANYONE OTHER THAN THE SIEMON COMPANY WITHOUT ITS WRITTEN CONSENT AND THAT NO RIGHT IS GRANTED TO DISCLOSE OR SO USE ANY INFORMATION CONTAINED IN SAID DOCUMENT.</small>	THE SIEMON COMPANY 101 SIEMON COMPANY DRIVE WATERTOWN, CT 06795 (860) 945-4200 www.siemon.com		TITLE SHIELDED ASSEMBLIES MC6A-S RJ FIELD COMPATIBLE	
	TOLERANCES	DRAWN BY	DATE	DWG. NO.
	.00 ±1 [±.04]	WESLEY PIERINI	04/21/10	M-9032359
	.000 ±.5 [±.02]	CHECKED BY	DATE	
.0000 ±.25 [±.01]	DAVID MEDEIROS	04/21/10	REV. A	
ANGLES	ENGINEER	DATE	PART NO.	
±1*	SCOTT NAGEL	04/21/10	MC6A-S(XX)M-(XX)(L)NB	
<small>ANSI Y14.5M-1982 OR ISO 1101, 129 & 3040</small>				SCALE NOT TO SCALE SHEET 1 OF 1
<small>DIMENSIONS IN SQUARE BRACKETS ARE [in.] ALL OTHER DIMENSIONS ARE MILLIMETERS. DO NOT SCALE</small>				

DWG. NO. **M-9032359**
 SH **1**
 REV. **A**