

Z-MAX® 45 Category 6A Shielded Outlet

Siemon's patented Z-MAX 45 shielded Category 6A outlet offers a shorter, compact design and the ability to terminate cable at a 45-degree angle for easier exiting of cable from shallow back boxes or wall-mounted raceway systems, while maintaining proper bend radius of the cable. The Z-MAX 45 offers the same best-in-class performance you've come to expect from Siemon's family of Z-MAX products, exceeding all Category 6A performance requirements, including alien crosstalk. The innovative linear lacing features and tool enable fast terminations, while removing installation variability for consistent, repeatable performance.



Siemon's patented **PowerGUARD** technology prevents plug and jack contact erosion due to arcing at the mated location when the plug is unmated under PoE load conditions.

High-Visibility Icon System

Provide designation for voice / data applications and color coding



Multiple Cable Types


Z-MAX 45 Outlet terminates cable constructions with 22 – 26 AWG solid and stranded conductors

COMPLIANCE

- ANSI/TIA-568.2-D
- ISO/IEC 11801-1 Ed 1.0
- IEC-61156
- IEC 60603-7
- UL 2043 & UL 1863


APPLICATIONS SUPPORT

- 10BASE-T to 10GBASE-T
- IEEE 802.3af (Type 1)
- IEEE 802.3at (Type 2)
- IEEE 802.3bt (Type 3 and 4)
- Power over HDBaseT (PoH)




Configurable Termination Positions

Cable can be terminated to exit outlet at a 45-degree angle in two different directions to accommodate cables entering from the side, top or bottom in raceway or back boxes




Enhanced Shielding Effectiveness


High level of shielded effectiveness exceeds ISO 360-degree shielded requirements via durable diecast housing and rear ground cap for enhanced support of high frequency data rates



Linear lacing channels and the tool's color-coded guide ensured correct conductor placement and offers a best-in-class termination time and repeatable performance.



Shorter outlet body with 45-degree termination reduces depth by 40% compared to standard outlets to accommodate shallow back boxes without exceeding bend radius and the hybrid design supports both flat and angled mounting orientations.



Unlike 90-degree side entry outlets, the 45-degree angle of the Z-MAX 45 enables side stacking for high density applications, while the plastic bezels prevent contact between metal housings for superior alien crosstalk performance.

Product Information

PERFORMANCE SPECIFICATIONS

ELECTRICAL

Contact Resistance	20 mΩ
Input to Output Resistance	200 mΩ (single conductors), 100mΩ (shield)
Min. Dielectric Withstand Voltage (contact to contact)	1000 VAC contact to contact, 1500 VDC contact to shield
Insulation Resistance	500 mΩ
Compatibility	Backwards to Cat 5e and Cat 6
Current Rating	1.5 A
Power over Ethernet	PoE Type 1,2,3,4 and PoH


MECHANICAL - GENERAL

Operating Temperature	-10 to 60 °C (14 to 140 °F)
Flammability Rating	UL 94 V-0
Green Features	RoHS, lead-free, halogen-free, PVC free
Housing Material	Zinc die cast
Contact Materials	Copper alloy, plated with 50 micro inches (1.27 micron) minimum thick gold or equivalent at contact interface
Plastic Materials	Flame retardant themoplastic
Dimensions (LxWxH)	43.8 x 14.5 x 21.0mm (1.72 x 0.57 x 0.83 in.)
Shield	360 degree enclosure

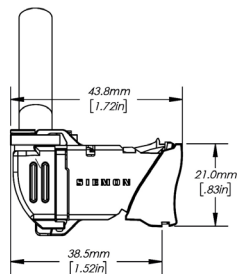

Each Z-MAX 6A UTP hybrid flat/angled outlet includes
1 printed icon set with the following color/print options.



- | | |
|-------------------------------|--------------------------------|
| 1 - Red Data | 1 - Red Voice |
| 1 - Blue Data | 1 - Blue Voice |
| 1 - Bezel Color-Matching Data | 1 - Bezel Color-Matching Voice |
| 1 - White Blank | 1 - Bezel Color-Matching Blank |




Spring door option minimizes exposure to dust and other contaminants.



Hybrid Flat/Angled
Version Shown



Z-Tool-45
Z-MAX 45 Termination Tool



MECHANICAL - JACK

Number of Plug Insertion Cycles	2500
Minimum Plug Retention Force	50N (11.24 lbf)
Plug Compatibility	Compatible with RJ45 (8-position) or RJ11 (6-position) plugs

MECHANICAL - CABLE (STRADED)

Wire Size Range (nominal)	22-26 AWG solid and stranded
Wire Insulation Diameter Range (max)	1.60mm (0.063 in.)
Conductor OD Size (max)	0.65mm (0.026 in.)
Cable OD (max)	9mm (0.354 in.)
Re terminations	5
Wiring	T568A/B

Ordering Information

Z-TOOL-45 ----- Z-MAX 45 Termination Tool

Z6A-45-S(X)(XX)(X) ----- Z-MAX 45 6A shielded outlet, T568A/B

Mounting Style

(Blank) = Hybrid Flat/Angled
K = Keystone*

Door Option

(Blank) = No Door
D = Door (Hybrid only)

Bezel Color

01 = Black 06 = Blue
02 = White 07 = Green
03 = Red 09 = Orange
04 = Gray 20 = Ivory
05 = Yellow 80 = Light Ivory

*Note: Keystone version is designed for integration with various third party mounting products and is not compatible with standard Siemon MAX mounting products.

Keystone versions are also not compatible with icons and do not have door options.

Add "B" to end of part number for bulk project pack of 100 modules. Z-Tool-45 Termination Tool is included with quantities of 50 or more outlets or with any of bulk (B) order

Because we continuously improve our products, Siemon reserves the right to change specifications and availability without prior notice.

North America P: (1) 860 945 4200	Asia Pacific P: (61) 2 8977 7500	Latin America P: (571) 657 1950/51/52	Europe P: (44) 0 1932 571771	China P: (86) 215385 0303	India Middle East P: (971) 4 3689743
---	--	---	--	-------------------------------------	--

Siemon Interconnect Solutions
P: (1) 860 945 4213
www.siemon.com/SIS

WWW.SIEMON.COM

