

XGLO™ & LightSystem® Indoor Tight Buffer Distribution(US)

Siemon indoor tight buffer cables are ideal for data centers, campus and building backbones. Siemon fiber optic cables are offered in XGLO and LightSystem configurations supporting high-speed, applications such as Gigabit Ethernet, 10 Gigabit Ethernet, Gigabit ATM and Fiber Channel.

ORDERING INFORMATION

XGLO Multimode Laser Optimized 50/125 OM3, OM4 (Aqua Jacket), Singlemode OS1 (Yellow Jacket), LightSystem Multimode 62.5/125 OM1, 50/125 OM2 (Orange Jacket)

Part #	Fiber Count	Construction
9BB(X)(X)002B-(XXXX)A	2	1 tube of 2 fibers
9BB(X)(X)004C-(XXXX)A	4	1 tube of 4 fibers
9BB(X)(X)006D-(XXXX)A	6	1 tube of 6 fibers
9BB(X)(X)008E-(XXXX)A	8	1 tube of 8 fibers
9BB(X)(X)012G-(XXXX)A	12	1 tube of 12 fibers

Part #	Fiber Count	Construction
9BB(X)(X)016C-(XXXX)A	16	4 tubes of 4 fibers
9BB(X)(X)024L-(XXXX)A	24	1 tube of 24 fibers
9BB(X)(X)036D-(XXXX)A	36	6 tubes of 6 fibers
9BB(X)(X)048G-(XXXX)A	48	4 tubes of 12 fibers
9BB(X)(X)072G-(XXXX)A	72	6 tubes of 12 fibers

Use 1st (X) to specify fiber type: 5 = 50/125µm, 6 = 62.5/125µm, 8 = Singlemode

Use 2nd (X) to specify fiber jacket type: R=Riser OFNR, P= Plenum OFNP

Use (XXXX) to specify class performance: G109 = OM1 62.5µm, T109 = OM2 50µm, T312 = OM3 50µm Laser Optimized, T512 = OM4 50µm Laser Optimized, E205 = OS1/OS2 Singlemode

Note: Contact Siemon Customer Service for cables available in fixed reel lengths. (unit of measure) F=feet

HIGHLIGHTS

- 900µm tight buffer
- 250µm coated optical fiber
- Length markings in 2 ft. increments
- Colorcode Per TIA-598-C



RoHS Compliant

Jacket (Aqua)

- Material:
OFNR – PVC
OFNP – FRPVC

Rip Cord

- Applied longitudinally under cable jacket

Central Strength Member

- Light-weight solid dielectric

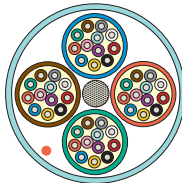
Aramid Yarns

Identification

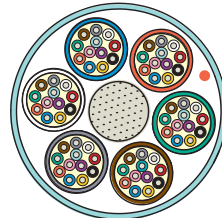
- Color-coded fibers
- Color-coded buffer tubes



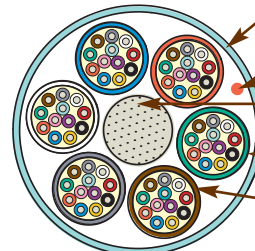
2,4,6,8,12,24 FIBER



16, 48 FIBER



72 FIBER



XGLO Singlemode, OS1/OS2

STANDARDS COMPLIANCE

- ISO/IEC 11801:Ed 2.0 Amendment:1:2008
- ANSI/TIA/EIA-568.3-D
- ANSI/TIA-598-D
- Telcordia GR-409-CORE
- ITU-T G.652 C/D
- OFNR: Communications Type OFNR (UL) and CSA FT4 c(UL)
- OFNP: Communications Type OFNP (UL) and CSA FT6 c(UL)

APPLICATIONS SUPPORT

APPLICATION	DISTANCE (m)
10GBASE-L (1310 nm)	8,000
10GBASE-E (1550 nm)	30,000
10G Fibre Channel (Serial-1310 nm)	10,000
10G Fibre Channel (WDM-1310 nm)	10,000
1000BASE-LX (1300 nm)	5,000
Fibre Channel 266/1062 (1300 nm)	10,000
ATM S2/155/622 (1300 nm)	15,000

XGLO (550) Multimode, 50/125, OM4

STANDARDS COMPLIANCE

- ISO/IEC 11801:2002 OM3
- ISO/IEC 11801:2002 Amendment 2 OM4
- ANSI/TIA/EIA-568.3-D
- ANSI/TIA-598-D
- ANSI/TIA-492 AAAD
- IEC 60793-2-10 Fiber Type A1a.3
- Telcordia GR-409-CORE
- OFNR: Communications Type OFNR (UL) and CSA FT4 c(UL)
- OFNP: Communications Type OFNP (UL) and CSA FT6 c(UL)

APPLICATIONS SUPPORT

APPLICATION	DISTANCE (m)
10GBASE-SX (850 nm)	550
10GBASE-LX4 (1300 nm)	300
1000BASE-SX (850 nm)	1100
1000BASE-LX (1300 nm)	600
Fibre Channel 266 (1300 nm)	1,500
ATM 622 (1300 nm)	500
ATM 155 (1300 nm)	2,000
ATM S2 (1300 nm)	3,000
FDD1 (Original-1300 nm)	2,000
100BASE-FX (1300 nm)	2,000

XGLO (300) Multimode 50/125, OM3

STANDARDS COMPLIANCE

- ISO/IEC 11801:2002 OM3
- ANSI/TIA/EIA-568.3-D
- ANSI/TIA-598-D
- ANSI/TIA-492 AAAC
- Telcordia GR-409-CORE
- OFNR: Communications Type OFNR (UL) and CSA FT4 c(UL)
- OFNP: Communications Type OFNP (UL) and CSA FT6 c(UL)

APPLICATIONS SUPPORT

APPLICATION	DISTANCE (m)
10GBASE-SX (850 nm)	300
10GBASE-LX4 (1300 nm)	300
1000BASE-SX (850 nm)	1000
1000BASE-LX (1300 nm)	600
Fibre Channel 266 (1300 nm)	1,500
ATM 622 (1300 nm)	500
ATM 155 (1300 nm)	2,000
ATM S2 (1300 nm)	3,000
FDD1 (Original-1300 nm)	2,000
100BASE-FX (1300 nm)	2,000

LIGHTSYSTEM Multimode 50/125, OM2; 62.5 OM1

STANDARDS COMPLIANCE

- ISO/IEC 11801:2002 OM1 (62.5/125)
- ISO/IEC 11801:2002 OM2 (50/125)
- ANSI/TIA/EIA-568.3-D
- ANSI/TIA-598-D
- ANSI/TIA-492 AAAB
- Telcordia GR-409-CORE
- OFNR: Communications Type OFNR (UL) and CSA FT4 c(UL)
- OFNP: Communications Type OFNP (UL) and CSA FT6 c(UL)

APPLICATIONS SUPPORT

APPLICATION	DISTANCE (m)
10GBASE-SX (850 nm)	
50/125µm	82
62.5/125µm	26
1000BASE-SX (850 nm)	
50/125µm	550
62.5/125µm	275
1000BASE-LX (1300 nm)	550
Fibre Channel 266 (1300 nm)	1,500
ATM 622 (1300 nm)	500
ATM 155 (1300 nm)	2,000
ATM S2 (1300 nm)	3,000
FDD1 (Original-1300 nm)	2,000
100BASE-FX (1300 nm)	2,000

XGLO™ 10 Gigabit Ethernet Fiber Optic Cable

Minimum Performance Parameters for XGLO 50/125µm Multimode Fiber

Fiber Type	Guaranteed Gigabit Transmission Distance (m)		Guaranteed 10 Gigabit Transmission Distance (m)		Minimum Bandwidth (MHz • km)		Maximum Attenuation (dB/km)		Group Index of Refraction	
	850 nm	1300 nm	850 nm†	1300 nm††	850 nm	1300 nm	850 nm	1300 nm	850 nm	1300 nm
50/125 (OM3)	1000	600	300	300	RML - 2000 OFL - 1500	OFL - 500	3.0	1.0	1.483	1.479
50/125 (OM4)	1100	600	550	300	RML - 4700 OFL - 3500	OFL - 500	3.0	1.0	1.483	1.479

† 10GBASE-S †† 10GBASE-LX4

Minimum Performance Parameters for XGLO Singlemode Fiber

Fibre Type	Wavelength (nm)	Maximum Attenuation (dB/km)	Zero Dispersion Wavelength (nm)	Zero Dispersion Slope (nm ² -km)	Index of Refraction
Singlemode (OS1/OS2)	1310	0.50	1312 ± 10	≤0.093	1.468
	1550	0.50	1312 ± 10	≤0.093	1.468
	1300-1324	<0.40	1312 ± 10	≤0.093	1.468

LightSystem® Gigabit Ethernet Fiber Optic Distribution Cable

Minimum Performance Parameters for LightSystem 50/125µm & 62.5/125µm Multimode Fiber

Fiber Type	Wavelength nm	Maximum Attenuation (dB/km)	Minimum Modal Bandwidth (MHz • km)	Guaranteed Gigabit Transmission Distance (Meters)	Index of Refraction
50/125µm (OM2)	850	3.5	500	550	1.483
	1300	1.0	500	550	1.479
62.5/125µm (OM1)	850	3.5	200	275	1.495
	1300	1.0	500	550	1.490

*The protocol pertinent to the transmission distance as noted is Gigabit Ethernet per IEEE 802.3:2005.

XGLO and LightSystem Physical Specifications

PHYSICAL SPECIFICATIONS (All Values Are Nominal)

Fiber Count	Nominal Cable Diameter mm (in.)	Maximum Pulling Tension Newtons (lbs)				Maximum Net Weight kg/km (lbs/1000 ft.)	
		Installation		Long Term			
		OFNR/OFNP	OFNR	OFNP	OFNR	OFNP	OFNR
2	4.8 (0.19)	400 (90)	400 (90)	120 (27)	120 (27)	17 (12)	20 (13.1)
4	4.8 (0.19)	660 (148)	440 (99)	198 (45)	132 (30)	19 (13)	22 (15)
6	4.8 (0.19)	660 (148)	440 (99)	198 (45)	132 (30)	22 (15)	25 (16.5)
8	5.8 (0.23)	900 (202)	560 (126)	270 (61)	168 (38)	28 (19)	31 (21)
12	5.8 (0.23)	900 (202)	560 (126)	270 (61)	168 (38)	32 (22)	36 (24.4)
16	13.7 (0.54)	1320 (297)	660 (148)	396 (89)	198 (45)	139 (93)	209 (140)
24	8.8 (0.35)	1282 (288)	1282 (288)	641 (144)	641 (144)	78 (52.4)	78 (52.4)
36	16.5 (0.65)	1320 (297)	660 (148)	396 (89)	198 (45)	213 (143)	221 (148)
48	16.0 (0.63)	2700 (607)	1000 (225)	810 (182)	300 (67)	200 (134)	207 (139)
72	19.6 (0.77)	2700 (607)	1000 (225)	810 (182)	300 (67)	310 (208)	322 (216)

Fiber Count	Minimum Crush Resistance (N/mm)	Minimum Flex Resistance Cycles	Operating Temperature (° C)	Installation Temperature (° C)	Storage Temperature (° C)	Minimum Bend Radius	
						Installation	Long Term
2-24	22	25/100	-20 to 50	0 to 60	-40 to 60	15 x DIA.	10 x DIA.
36-72	22	25/100	-20 to 50	0 to 60	-40 to 60	20 x DIA.	10 x DIA.