



XGLO[®] and LightSystem[®] Fiber Trunks


Siemon's RazorCore fiber trunks provide an efficient and cost effective alternative to individual field-terminated components. Combining factory terminated connectors with Siemon RazorCore reduced O.D. cable in a high-performance cable assembly, Siemon RazorCore fiber trunks were designed with Local Area Networks (LAN), Data Centers and Storage Area Networks (SAN) applications in mind. These assemblies allow up to 75% faster field installation times. Standard configurations also help maintain consistent cable layout and facilitate efficient moves, adds and changes. These precision cable assemblies are 100% inspected ensuring superior performance and quality. The RazorCore fiber trunks are available in Singlemode or Multimode performance with LC BladePatch, SC, LC or ST connectivity.




2.4mm Unitube Duplex Breakout - LC BladePatch[®]



900µm Simplex Breakout



2.0mm Duplex Breakout



LC BladePatch[®] —

Enhances installation and removal access in high density environments.
Low profile push-pull boot design optimizes side-stackability and accessibility
Fits with any standard LC adapter opening or LC SFP module
(not compatible with internal shuttered LC adapters)

Reduced Pathway Fill —

Siemon's RazorCore cable has significantly reduced cable O.D. resulting in less cable tray fill and pathway restrictions

Proper Orientation —

Each leg is designated for proper connector orientation

Multiple Fiber Types —

Available in OM1, OM3, and OM4 Multimode 50/125 laser optimized and OS1/OS2 Singlemode. Jacket ratings in riser, plenum and LSOH

Custom Configurations —

Available from 6 to 144 fiber counts in various lengths

Factory Terminated and Tested —

Every fiber cable assembly is factory terminated and tested for premium performance

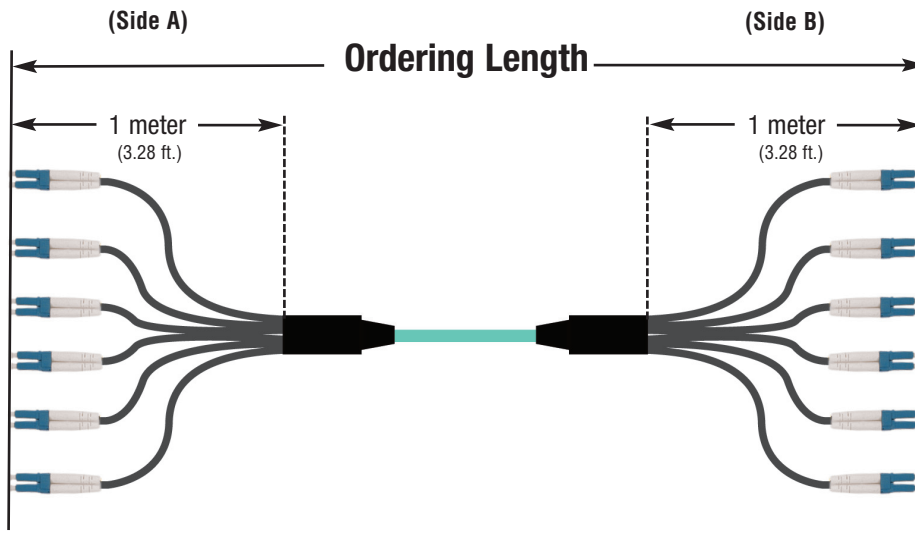
XGLO[®] and LightSystem[®] Fiber Trunks

Ordering Information:

TFU(X)(X)(X)(X)(X)(X)(X)(X)(XXX)(X)

<p>Fiber Count</p> <p>A = 6 B = 8 C = 12 D = 16 E = 24 F = 36 G = 48 H = 72 J = 96 K = 144</p>	<p>Pulling Eye</p> <p>A = Side A B = Side B C = Side A&B D = None</p>	<p>Fiber Type</p> <p>A = OS1/OS2 Singlemode - Yellow B = OM1 62.5 Multimode - Orange L = OM3 XGLO 300 50/125 Multimode - Aqua V = OM4 XGLO 550 50/125 Multimode - Aqua</p>	<p>Cable Type</p> <p>P = Plenum - Indoor Distribution (OFNP) R = Riser - Indoor Distribution (OFNR) L = LSOH - Indoor Distribution (IEC 60332-3C)</p>	<p>LEG OD (Side A)</p> <p>A = Simplex 900µm B = Duplex 2.0mm C = Uni-Tube Duplex 2.4mm LC BladePatch only</p>	<p>Unit of Measure</p> <p>F = Feet M = Meters</p>	<p>Cable Length</p> <p>Length must be 3 digits Example: 004 = 4m 012 = 12 ft.</p>	<p>Connector Type (Side A)</p> <p>A = LC Multimode B = LC UPC Singlemode C = LC APC Singlemode D = LC BladePatch Multimode RFP Polarity only</p>	<p>Connector Type (Side B)</p> <p>A = LC Multimode B = LC UPC Singlemode C = LC APC Singlemode D = LC BladePatch Multimode RFP Polarity mode</p>	<p>LEG OD (Side B)</p> <p>A = Simplex 900µm B = Duplex 2.0mm C = Uni-Tube Duplex 2.4 LC BladePatch only</p>	<p>Connector Type (Side A)</p> <p>E = LC BladePatch UPC Singlemode RFP Polarity only F = SC Multimode G = SC UPC Singlemode H = SC APC Singlemode</p>	<p>Connector Type (Side B)</p> <p>E = LC BladePatch UPC Singlemode RFP Polarity mode F = SC Multimode G = SC UPC Singlemode H = SC APC Singlemode</p>	<p>J = ST Multimode K = ST UPC Singlemode</p>	<p>J = ST Multimode K = ST UPC Singlemode</p>
---	--	---	--	--	--	--	---	---	--	--	--	---	---

Ordering length is measured connector tip to connector tip.
 2. 4 unitube duplex, 2.0mm duplex and simplex 900 micron buffered
 Minimum order length is 3 meters (9.8 ft).



Note: These products are made to order. Call for lead time and availability.

XGLO[®] Fiber Trunking RazorCore[™] Cable Assemblies

CONNECTORS — Optical Specifications

Fiber Type	Performance Class	Max Insertion Loss (dB)	Min Return Loss (dB)
62.5 μm Multimode (OM1)	LightSystem	0.50	25
50/125 μm Laser Optimized Multimode (OM3,OM4)	XGLO	0.25	30
Singlemode UPC (OS1/OS2)	XGLO	0.40	55
Singlemode APC (OS1/OS2)	XGLO	0.40	65

CABLE — Optical and Physical Specifications

Jacket Type	Fiber Strand Count	Cable Diameter mm (in.)	Min Bend Radius Operational mm (in.)	Min Bend Radius Installation mm (in.)	Max Pulling Eye Diameter mm (in.)	*Required Duct Diameter mm (in.)
Riser	6	3.0 (0.12)	30 (1.2)	45 (1.8)	44.5 (1.75)	69.9 (2.75)
Riser	8	3.0 (0.12)	30 (1.2)	45 (1.8)	44.5 (1.75)	69.9 (2.75)
Riser	12	3.0 (0.12)	30 (1.2)	45 (1.8)	44.5 (1.75)	69.9 (2.75)
Riser	16	3.8 (0.15)	38 (1.5)	57 (2.2)	44.5 (1.75)	69.9 (2.75)
Riser	24	3.8 (0.15)	38 (1.5)	57 (2.2)	44.5 (1.75)	69.9 (2.75)
Riser	36	9.4 (0.37)	94 (3.7)	141 (5.6)	63.5 (2.5)	88.9 (3.5)
Riser	48	9.4 (0.37)	94 (3.7)	141 (5.6)	63.5 (2.5)	88.9 (3.5)
Riser	72	9.4 (0.37)	94 (3.7)	141 (5.6)	63.5 (2.5)	88.9 (3.5)
Riser	96	13.2 (0.52)	132 (5.2)	198 (7.8)	88.9 (3.25)	114.3 (4.5)
Riser	144	13.2 (0.52)	132 (5.2)	198 (7.8)	88.9 (3.25)	114.3 (4.5)
Plenum	6	3.0 (0.12)	30 (1.2)	45 (1.8)	44.5 (1.75)	69.9 (2.75)
Plenum	8	3.0 (0.12)	30 (1.2)	45 (1.8)	44.5 (1.75)	69.9 (2.75)
Plenum	12	3.0 (0.12)	30 (1.2)	45 (1.8)	44.5 (1.75)	69.9 (2.75)
Plenum	16	3.8 (0.15)	38 (1.5)	57 (2.2)	44.5 (1.75)	69.9 (2.75)
Plenum	24	3.8 (0.15)	38 (1.5)	57 (2.2)	44.5 (1.75)	69.9 (2.75)
Plenum	36	7.5 (0.30)	75 (3.0)	113 (4.4)	63.5 (2.5)	88.9 (3.5)
Plenum	48	7.5 (0.30)	75 (3.0)	113 (4.4)	63.5 (2.5)	88.9 (3.5)
Plenum	72	8.5 (0.33)	85 (3.3)	128 (5.0)	63.5 (2.5)	88.9 (3.5)
Plenum	96	13.6 (0.54)	136 (5.4)	204 (8.0)	88.9 (3.25)	114.3 (4.5)
Plenum	144	13.6 (0.54)	136 (5.4)	204 (8.0)	88.9 (3.25)	114.3 (4.5)
LSOH	6	3.0 (0.12)	30 (1.2)	45 (1.8)	44.5 (1.75)	69.9 (2.75)
LSOH	8	3.0 (0.12)	30 (1.2)	45 (1.8)	44.5 (1.75)	69.9 (2.75)
LSOH	12	3.0 (0.12)	30 (1.2)	45 (1.8)	44.5 (1.75)	69.9 (2.75)
LSOH	16	3.8 (0.15)	38 (1.5)	57 (2.2)	44.5 (1.75)	69.9 (2.75)
LSOH	24	3.8 (0.15)	38 (1.5)	57 (2.2)	44.5 (1.75)	69.9 (2.75)
LSOH	36	6.5 (0.26)	65 (2.6)	98 (3.3)	63.5 (2.5)	88.9 (3.5)
LSOH	48	6.5 (0.26)	65 (2.6)	98 (3.3)	63.5 (2.5)	88.9 (3.5)
LSOH	72	7.0 (0.28)	70 (2.8)	105 (4.1)	63.5 (2.5)	88.9 (3.5)
LSOH	96	12.5 (0.49)	125 (4.9)	188 (7.4)	88.9 (3.25)	114.3 (4.5)
LSOH	144	14.9 (0.59)	149 (5.9)	224 (8.8)	88.9 (3.25)	114.3 (4.5)

*Pulling eye assembly shall be capable of passing through these minimum duct diameter requirements during product installation.
Pulling eye max pull force 18.1kg (40lbs)

**Worldwide Headquarters
North America**
Watertown, CT USA
Phone (1) 860 945 4200 US
Phone (1) 888 425 6165

**Regional Headquarters
EMEA**
Europe/Middle East/Africa
Surrey, England
Phone (44) 0 1932 571771

**Regional Headquarters
Asia/Pacific**
Shanghai, P.R. China
Phone (86) 21 5385 0303

**Regional Headquarters
Latin America**
Bogota, Colombia
Phone (571) 657 1950/51/52