

S210[®] Connecting Block System

The Siemon S210 offers the best connecting block performance in the telecommunications industry. Its NEXT performance is so exceptional that it is essentially transparent when used as a consolidation point in a Category 6 channel.

S210 PRODUCTS



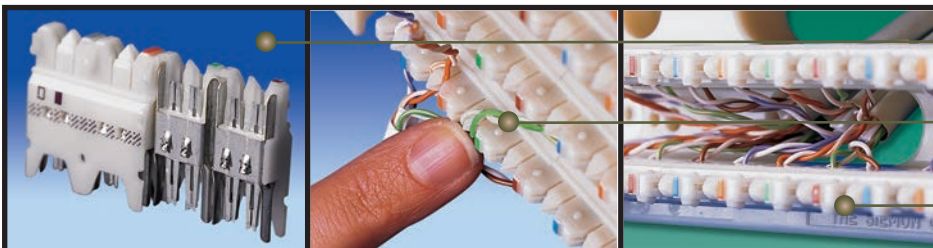
Colored Labels — Designation strip with interchangeable colored labels can be mounted between each row of connecting blocks

Easy Termination — Utilizes same termination practices as existing S110 product and is compatible with all single-position S110 termination tools as well as Siemon's S210 multi-pair termination tool



Stand-off Legs — Patented stand-off legs may be detached from the block before, during, or after installation on 64-pair version

Compatibility — Utilizes same wiring base footprint as standard S110[®] products to be fully compatible with existing S110 mounting and cable management solutions



Provide superior NEXT performance (13 dB NEXT margin over Category 6 specifications) via 360° pair isolation.

Separates paired conductors when lacing cables to simplify and reduce installation time.

Allow cables to be routed through the rear of the block directly to the point of termination.


Ordering Information

S210 PRODUCTS

S210® Field Termination Kits

Part #	Description
S210AB2-64FT.	64-Pair, S210 field termination kit height: 91.4mm (3.6 in.), width: 272mm (10.7 in.), depth: 82.8mm (3.3 in.)
S210AB2-128FT.	128-Pair, S210 field termination kit height: 182.9mm (7.2 in.), width: 272mm (10.7 in.), depth: 82.8mm (3.3 in.)
S210AB2-192FT.	192-Pair, S210 field termination kit height: 275mm (10.8 in.), width: 272mm (10.7 in.), depth: 82.8mm (3.3 in.)

*Legs detachable on 64-pair version only.



S210 Tower Field Termination Kits

Part #	Description
S210MB2-192FT.	192-Pair, S210 Tower field termination kit height: 406mm (16 in.), width: 216mm (8.5 in.), depth: 152mm (6 in.)
S210MB2-256FT.	256-Pair, S210 Tower field termination kit height: 541mm (21.3 in.), width: 216mm (8.5 in.), depth: 152mm (6 in.)
S210MB2-320FT.	320-Pair, S210 Tower field termination kit height: 676mm (26.6 in.), width: 216mm (8.5 in.), depth: 152mm (6 in.)


Each kit includes adequate connecting blocks to fully populate tower.



S210 Field Terminated 19 inch Panels

Part #	Description
S210DB2-64RFT.	64-Pair, 19 inch S210 field termination kit, 1U
S210DB2-128RFT.	128-Pair, 19 inch S210 field termination kit, 2U
S210DB2-192RFT.	192-Pair, 19 inch S210 field termination kit, 3U

Note: 1U = 44.5mm (1.75 in.)




S210 Field Terminated 19 inch Panels with Cable Managers

Part #	Description
S210DB2-64RWM	64-Pair, 19 inch S210 field termination kit, 2U with cable managers and covers
S210DB2-128RWM	128-Pair, 19 inch S210 field termination kit, 3U with cable managers and covers

Note: 1U = 44.5mm (1.75 in.)

Each kit includes adequate connecting blocks to fully populate panel.



Vertically Mounted S210 Field Termination Kits

Part #	Description
S210DB1-48FT-89.	48-Pair S210 field termination kit on an 89-type retainer*
S210DB1-32FT-89.	32-Pair S210 field termination kit on an 89-type retainer*

*S89 Brackets are not included and must be ordered separately.



S210DB1-48FT-89



S210DB1-32FT-89

Ordering Information

Wall Mount S110®/S210 Cable Managers

The Siemon S110/S210 cable managers are the foundation of a series of cable management products that are designed to support S110 or S210 cross-connects and patch panel applications. They can be ordered individually for field assembly in wall-mount applications. The cable managers are manufactured with high-strength, flame-retardant thermoplastic, and have been designed for easy cable insertion or withdrawal. The 2 RMS cable manager provides additional capacity for high-density patching applications.



Cable Managers Without Legs

S110B1RMS.
1U white cable manager
without legs



S110B2RMS.
2U white cable manager
without legs



S110B1RMS-01.
1U black cable manager
without legs



S110B2RMS-01.
2U black cable manager
without legs



Cable Managers With Legs


S110A1RMS.
1U white cable manager
with legs



S110A2RMS.
2U white cable manager
with legs



S110A1RMS-01.
1U black cable manager
with legs



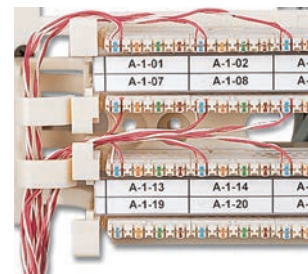
S110A2RMS-01.
2U black cable manager
with legs



Note: 1U = 44.5mm (1.75 in.)

S100A2 Wire Manager

The S100A2 wire manager snaps onto the legs of the S110 or S210 blocks/legs to provide a channel for routing cross-connect wire or patch cords. One S100A2 is designed to be used with each 100-/64-pair leg (2 for 200-/128-pair, 3 for 300-/192-pair) to allow space to access the wires. The S100A2 can also be mounted side-by-side. The outside edges are flared and tapered for smoother wire entry and exit and preventing damage to the conductor insulation.



Part #	Description
S100A2.	Snap-on S110/S210, wire manager, white
S100A2-01.	Snap-on S110/S210, wire manager, black



Cabinet Ordering Information

S210 PRODUCTS

S210® Connecting Block

Part #	Description
S210C-4.	4-Pair, S210 connecting block

S210 Designation Labels

Part #	Description
S110-HLDR.	Transparent plastic label holders, bag of 6
S210-LBL-2.	4-Pair S210 marked white labels, bag of 6

S110®/S210 Designation Label Sheets

Part #	Description
S110-SHT-(X).	S110/S210 Designation label sheets, package of 6

Use (X) to specify color: 2 = White, 3 = Red, 4 = Gray, 5 = Yellow, 6 = Blue, 7 = Green, 8 = Violet, 9 = Orange, 60 = Brown
 *Visit our web site or contact our Technical Support Department for labeling software.


S110®/S210 Covers

Part #	Description
S110-CVR-50-(XX).	50-Pair S110 cover/32-pair S210 cover
S110-CVR-100-(XX).	100-Pair S110 cover/64-pair S210 cover

Use (XX) to specify color: 00 = Clear, 01 = Black, 20 = Ivory

S210 Patch Plugs


S210P4.
 4-pair, field-terminated,
 S210 patch plug



S210P2.
 2-pair, field-terminated,
 S210 patch plug



S210P1.
 1-pair, field-terminated,
 S210 patch plug



S210 Cable Assemblies

Part #	Description
S210P4-P4-(XX).	4-pair, double-ended, S210 stranded cable assembly, white jacket
S210P2-P2-(XX).	2-pair, double-ended, S210 stranded cable assembly, white jacket
S210P1-P1-(XX).	1-pair, double-ended, S210 stranded cable assembly, white jacket

Use (XX) to specify cord length: 03 = 0.9m (3 ft.), 05 = 1.5m (5 ft.), 07 = 2.1m (7 ft.), 10 = 3.1m (10 ft.), 15 = 4.6m (15 ft.), 20 = 6.1m (20 ft.)
 Custom lengths available upon request. Contact our Customer Service Department for more information.



S210® to MC® 6 Cable Assemblies

Part #	Description
S210P4A4-(XX)-(XX).	4-pair, S210P4 to MC 6 stranded cable assembly, color matching jacket/boot, T568B, CMG
S210P4T4-(XX)-(XX).	4-pair, S210P4 to MC 6 stranded cable assembly, color matching jacket/boot, T568A, CMG
S210P2E2-(XX)-B(XX).	2-pair, S210P2 to MC 6 stranded cable assembly, white jacket with colored boot, 10/100BASE-T, CMG

Use 1st (XX) to specify cord length: 03 = 0.9m (3 ft.), 05 = 1.5m (5 ft.), 07 = 2.1m (7 ft.), 10 = 3.1m (10 ft.), 15 = 4.6m (15 ft.), 20 = 6.1m (20 ft.)
 Use 2nd (XX) to specify color: 01 = black, 02 = white, 03 = red, 04 = gray, 05 = yellow, 06 = blue, 07 = green



Cabinet Ordering Information

S210 PRODUCTS

S110®/S210® Multi-Pair Termination Tools



S788J4-210.....
4-Pair S210 termination tool



S788J4B-210.....
4-Pair S210 replacement cutting blade and insertion assembly



S788J4H-210.....
4-Pair S210 replacement head for impact tool, including housing, cutting blade and insertion assembly



S788J4.....
4-Pair S110 termination tool



S788J4B.....
4-Pair S110 replacement cutting blade and insertion assembly



S788J4H.....
4-Pair S110 replacement head for impact tool, including housing, cutting blade and insertion assembly



S788J5.....
5-Pair S110 termination tool



S788J5B.....
5-Pair S110 replacement cutting blade and insertion assembly



S788J5H.....
5-Pair S110 replacement head for impact tool, including housing, cutting blade and insertion assembly

S814 Impact Tool

Part #	Description
S814.....	Tool body only
S814-66.....	Tool body with 66 termination blade
S814-110.....	Tool body with 110/210 termination blade
S81401-66.....	66 termination blade
S81401-110-88.....	110/210 termination blade

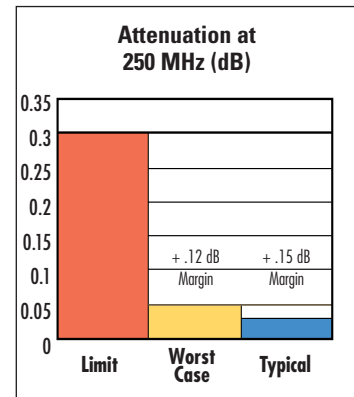
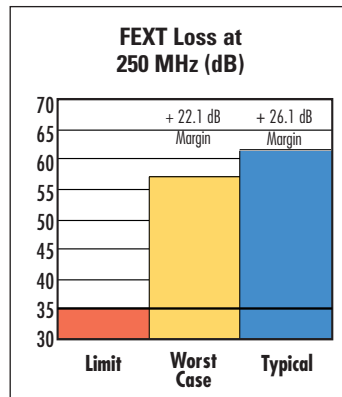
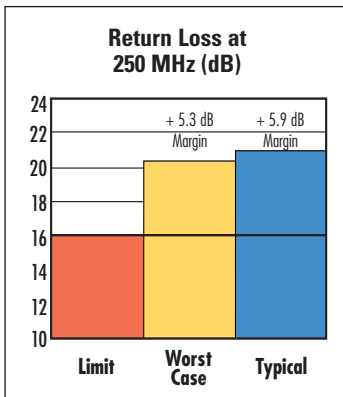
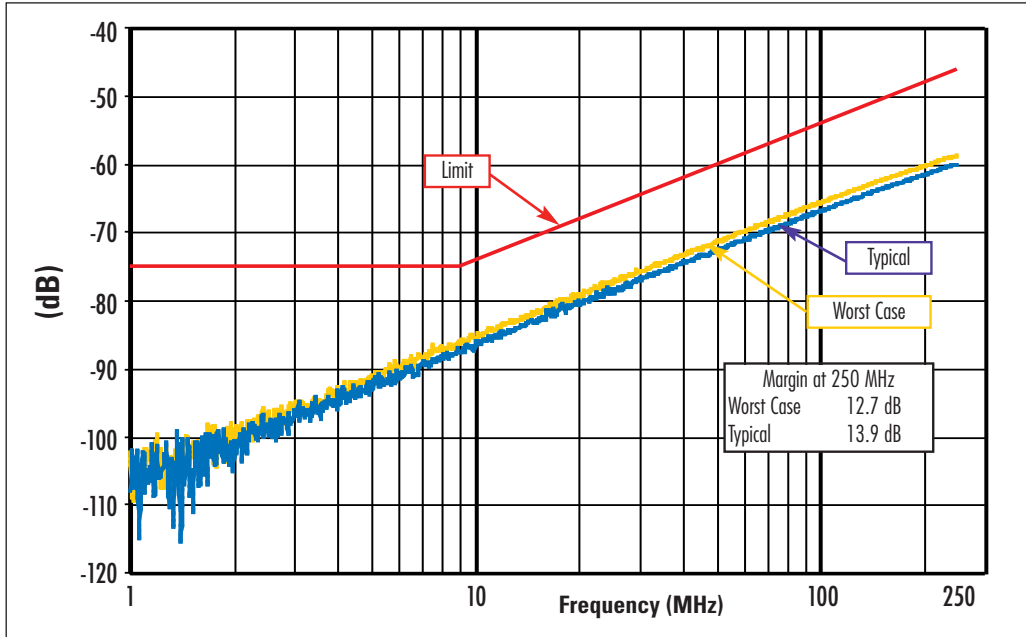


Product Information

The Siemon Company S210® connecting block exceeds all industry requirements describing Category 6 connecting hardware performance. The Siemon S210 connecting block is backward compatible with connecting blocks and systems of lower performing categories.

Performance Chart

Siemon S210® Near-End Crosstalk Performance:



Because we continuously improve our products, Siemon reserves the right to change specifications and availability without prior notice.

Worldwide Headquarters
North America
 Watertown, CT USA
 Phone (1) 860 945 4200

Regional Headquarters
Europe Russia Africa
 Chertsy, Surrey, England
 Phone (44) 0 1932 571771

Regional Headquarters
China
 Shanghai, P.R. China
 Phone (86) 215385 0303

Regional Headquarters
Latin America
 Bogota, Colombia
 Phone (571) 657 1950/51/52

Regional Headquarters
India Middle East
 Dubai, United Arab Emirates
 Phone (971) 4 3689743

Regional Headquarters
Asia Pacific
 Sydney, Australia
 Phone (61) 2 8977 7500

Siemon Interconnect Solutions
Watertown, CT USA
 Phone (1) 860 945 4213 US
 www.siemon.com/SIS