




Plug and Play Cable Assemblies

MTP® TO MTP REELS AND EXTENDERS

Combining Siemon's reduced-diameter RazorCore™ cable with 12-fiber MTP connectors, Plug and Play Reels are designed to be quickly pulled and connected to Siemon Plug and Play Modules and MTP Adapter Plates. Custom configurable to precise application requirements, these reels efficiently put high-performance, high-density fiber connections exactly where you need them. Extenders offer Male MTP connectors on one end and female MTP with an MTP adapter on the other to allow field extension of MTP Reels.*



- **Custom Configurations**
Available from 12 to 144 fiber counts in increments of 12 fibers
- **Multiple Fiber Types**
Available in multimode (62.5/125, and laser optimized OM3 and OM4 50/125) and singlemode
- **Reduced Pathway Fill**
Siemon's RazorCore cable has significantly reduced cable O.D. resulting in less cable tray fill and pathway restrictions
- **Protective Packaging**
Dual shelf reel keeps connectivity protected from harm during payout
- **40 Gb/s and 100 Gb/s Ready**
Enables simple upgrade path to future 40 Gb/s and 100 Gb/s applications over multimode OM3 and OM4 50/125 laser optimized fiber
- **Armored Versions***
Siemon's Plug & Play cable assemblies are also available in interlocking armored cable types for rugged environment intrabuilding backbone and horizontal installations
- **Extreme Durability**
Armored versions feature flexible, spiral wrapped aluminum interlocking armored offering over 7X the crush resistance of standard assemblies. May eliminate need for fiber ducting
- **Low Loss Versions**
Siemon's Plug and Play cable assemblies are also available in low loss version allowing for multiple mated parts in in 10/40/100G applications

*Note: Extenders are not available in armored configurations

PRODUCT INFORMATION

Ordering Information: Non-Armored

F(X)(XX)-(XX)(X)(XXX)(X)-(X) . . . Fibre Plug & Play cable assembly, 12 fibre MTP connectors

Configuration
R = Standard Loss
L = Low Loss (OM3/OM4 only)
E* = Standard Loss Extender
B* = Low Loss Extender (OM3/OM4 only)

Fibre Count
12 = 12
24 = 24
36 = 36
48 = 48
72 = 72
96 = 96
144 = 144

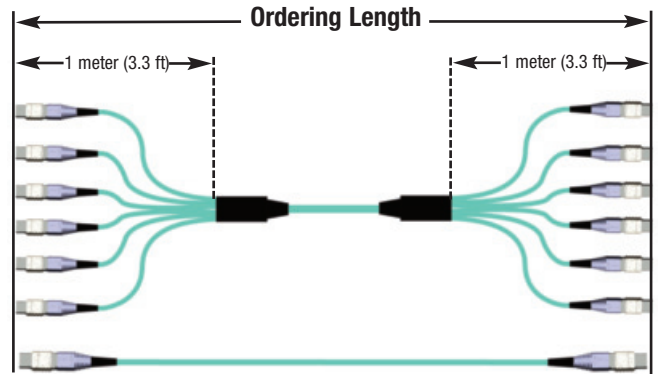
Fibre Type
6 = OM1, 62.5/125 Multimode Orange
5L = OM3, XGLO 300 50/125 Multimode Aqua
5V = OM4, XGLO 550 50/125 Multimode Aqua
EV = OM4, XGLO 550 50/125 Multimode Erika Violet
SM = OS1/OS2, Singlemode Yellow

Polarity Method (Per TIA-568-C.0)
A = Method A
B = Method B
C = Method C
Blank = Fibre Extender (FE and FB)

Length Unit
F = Feet
M = Metres

Length**
 Length must be 3 digits
Example: 003 = 3m
010 = 10 ft.

Jacket Rating
R = Riser
P = Plenum
L = LSOH



Ordering Information: Armored

F(X)(XX)-(XX)(XX)(XXX)(X)-(X) . . . Armoured Fibre Plug & Play cable reel assembly, 12 fibre MTP female connectors

Configuration
R = Standard Loss
L = Low Loss (OM3/OM4 only)

Fibre Count
12 = 12
24 = 24
36 = 36
48 = 48
72 = 72
96 = 96
144 = 144

Fibre Type
6 = OM1, 62.5/125 Multimode Orange
5L = OM3, XGLO 300 50/125 Multimode Aqua
5V = OM4, XGLO 550 50/125 Multimode Aqua
EV = OM4, XGLO 550 50/125 Multimode Erika Violet
SM = OS1/OS2, Singlemode Yellow

Polarity Method (Per TIA-568-C.0)
A = Method A
B = Method B
C = Method C

Length Unit
F = Feet
M = Metres

Length**
 Length must be 3 digits
Example: 003 = 3m
010 = 10 ft.

Jacket Rating
AR = Armoured Riser
AP = Armoured Plenum

Note: LSOH versions available. Contact Customer Service for details.

* Fiber Extenders ship with MTP Adapter for quick transition.

** Order length is measured connector tip to connector tip. Multi-leg versions offered with standard 1 meter (3.3 ft.) legs. Minimum order length is 1 meter (3 ft.) for 12 strand and 3 meters (9 ft.) for 24 strands or greater (See diagram above)

Cable - Optical and Physical Specifications

Cable Type	Multimode			Singlemode
	LightSystem 62.5/125 (850/1300nm)	XGLO 50/125 OM3 (850/1300nm)	XGLO 50/125 OM4 (850/1300nm)	XGLO (1310/1383/1550nm)
Fiber Cable Attenuation MAX (db/km)	3.5/1.0	3.0/1.0	3.0/1.0	0.4/0.4/0.3*
LED Bandwidth, MIN (MHz/km)	200/500	1500/500	3500/500	N/A
Effective Modal Bandwidth, MIN (MHz/km)	N/A	2000	4700	N/A
Cable Outer Jacket, Color (Per TIA-598-C)	Orange	Aqua	Aqua	Yellow

* XGLO® Singlemode fiber meets low water peak specifications per ITU-T G.652.C

Non-Armored Cable & Pulling Eye Assembly

Fiber Strand Count	Cable Diameter mm (in)	Min Pulling Eye Bend Radius mm (in)	Max Pulling Eye Diameter mm (in)	*Required Duct Diameter mm (in)	Max Pull Force kg (lbs)
12	3.0 (.12)	380 (15)	3.81 (1.5)	69.9 (2.75)	18.1 (40)
24	3.8 (.15)	380 (15)	3.81 (1.5)	69.9 (2.75)	18.1 (40)
36	8.7 (.34)	380 (15)	3.81 (1.5)	69.9 (2.75)	18.1 (40)
48	8.7 (.34)	915 (36)	44.5 (1.75)	88.9 (3.5)	18.1 (40)
72	9.4 (.37)	915 (36)	44.5 (1.75)	88.9 (3.5)	18.1 (40)
96	13.2 (.52)	915 (36)	63.5 (2.5)	108.0 (4.25)	18.1 (40)
144	13.2 (.52)	915 (36)	63.5 (2.5)	108.0 (4.25)	18.1 (40)

* Pulling eye assembly shall be capable of passing through these minimum duct diameter requirements during product installation

Armored Cable & Pulling Eye Assembly

Fiber Strand Count	Cable Diameter mm (in)	Min Pulling Eye Bend Radius mm (in)	Max Pulling Eye Diameter mm (in)	Max Pull Force kg (lbs)
12	11.8 (0.46)	380 (15)	3.81 (1.5)	45.25 (100)
24	11.8 (0.46)	380 (15)	3.81 (1.5)	45.25 (100)
36	15.7 (0.62)	380 (15)	3.81 (1.5)	45.25 (100)
48	15.7 (0.62)	915 (36)	44.5 (1.75)	45.25 (100)
72	16.25 (0.64)	915 (36)	44.5 (1.75)	45.25 (100)
96	21.4 (0.84)	915 (36)	63.5 (2.5)	45.25 (100)
144	21.4 (0.84)	915 (36)	63.5 (2.5)	45.25 (100)

Connectors - Optical Specifications


Fiber Type	Performance Class	Max Insertion Loss (db)		Min Return Loss (db)	
		MTP	LC/SC	MTP	LC/SC
STD. 62.5/125µm Multimode	LightSystem	0.50	0.50	20	25
10G 50/125µm Multimode OM3	XGLO 300	0.40	0.25	20	30
10G 50/125µm Multimode OM4	XGLO 550	0.40	0.25	20	30
Laser Optimized 50/125 Multimode OM3	XGLO 300 Low Loss	0.20	0.15	20	30
Laser Optimized 50/125 Multimode OM4	XGLO 550 Low Loss	0.20	0.15	20	30
Singlemode OS2	XGLO	0.60	0.40	20	55

Connectors - Physical Specifications

Connector Type	IEC Intermateability Compliance	TIA Intermateability Compliance	Housing Color			Boot Color	
			SM	MM	MM-5L/5V	SM	MM
MTP	IEC 61754-7	TIA/EIA-604-5	Green	Beige	Aqua	Black	Black

Siemon Plug and Play Modules

Siemon LC to MTP® and SC to MTP Plug and Play modules provide a quick and efficient way to deploy up to 24 LC or 12 SC fibers in a single module. These factory terminated and tested ports are protected within the housing for reliable high performance and simply connected via 12-strand MTP ports. Modules are available in Multimode (62.5/125 and XGLO® laser optimized 50/125 OM3/OM4) and Singlemode cable.




PP2-12-(XX)(X)-01(X) 12 Fibre P&P Module with 1 MTP port, black module

Interface
LC = LC
SC = SC

Configuration
L = Low Loss
Blank = Standard Loss

Fibre Type

- 6** = OM1, 62.5/125 Multimode Beige adapters
- 5L** = OM3, XGLO 300 50/125 Multimode Aqua adapters
- 5V** = OM4, XGLO 550 50/125 Multimode Aqua adapters
- EV** = OM4, XGLO 550 50/125 Multimode Erika Violet adapters
- SM** = OS1/OS2, Singlemode Blue adapters



PP2-24-LC(X)-01(X) 24 Fibre LC P&P Module with 2 MTP ports, black module


Configuration
L = Low Loss
Blank = Standard Loss

Fibre Type

- 6** = OM1, 62.5/125 Multimode Beige adapters
- 5L** = OM3, XGLO 300 50/125 Multimode Aqua adapters
- 5V** = OM4, XGLO 550 50/125 Multimode Aqua adapters
- EV** = OM4, XGLO 550 50/125 Multimode Erika Violet adapters
- SM** = OS1/OS2, Singlemode Blue adapters

MTP to MTP Adapter Plates

Siemon MTP Adapter Plates offer a user friendly “pass-through” option for MTP connectors. Fitting within Siemon’s fiber enclosures and VersaPOD vertical patch panels, these plates secure MTP connectors, allowing efficient implementation of MTP to MTP reels and extenders as well as MTP to LC Trunks for direct equipment and patching connections.



High Density

Supports up to 96 fibers per adapter plate - providing up to 1152 fibers in 4U

Flexible Configurations

1, 2, 4, 6 and 8 port versions available, supporting both Singlemode and Multimode

40 Gb/s and 100 Gb/s Ready

Enables simple upgrade path to future 40 Gb/s and 100 Gb/s applications over Multimode 50/125 laser optimized fiber

Popular RIC Adapter Footprint

Fits within RIC, FCP and SWIC Siemon fiber enclosures and VersaPOD vertical patch panels



RIC-F-MP(XX)-01(X) MTP adapter plate

Fibre Count

- 12** = 12 (1 MTP adapter)
- 24** = 24 (2 MTP adapters)
- 48** = 48 (4 MTP adapters)
- 72** = 72 (6 MTP adapters)
- 96** = 96 (8 MTP adapters)

Key Orientation

- Blank** = Opposed (key up to key down) Black adapters
- Q** = Opposed (key up to key down) Aqua adapters
- E** = Opposed (key up to key down) Erika Violet adapters
- B** = Aligned (key up to key up) Grey adapters

Because we continuously improve our products, Siemon reserves the right to change specifications and availability without prior notice.

Worldwide Headquarters
North America
 Watertown, CT USA
 Phone (1) 860 945 4200

Regional Headquarters
Europe Russia Africa
 Chertsey, Surrey, England
 Phone (44) 0 1932 571771

Regional Headquarters
China
 Shanghai, P.R. China
 Phone (86) 215385 0303

Regional Headquarters
Latin America
 Bogota, Colombia
 Phone (571) 657 1950/51/52

Regional Headquarters
India Middle East
 Dubai, United Arab Emirates
 Phone (971) 4 3689743

Regional Headquarters
Asia Pacific
 Sydney, Australia
 Phone (61) 2 8977 7500

Siemon Interconnect Solutions
Watertown, CT USA
 Phone (1) 860 945 4213 US
 www.siemon.com/SIS