

# XGLO™ & LightSystem® Indoor/Outdoor LooseTube (International)

Siemon LSOH (IEC 60332-3) indoor/outdoor loose tube cables are ideal for campus and building backbones. Siemon fiber optic cables are offered in XGLO and LightSystem configurations supporting high-speed, applications such as Gigabit Ethernet, 10 Gigabit Ethernet, Gigabit ATM and Fiber Channel.

## Ordering Information

XGLO Multimode 50/125 OM3, OM4, Singlemode OS2, LightSystem: Multimode 62.5/125 OM1, 50/125 OM2

Part #	Fiber Count	Construction
9GG(X)H002B-(XXXX)M	2	1 tube of 2 fibers
9GG(X)H004C-(XXXX)M	4	1 tube of 4 fibers
9GG(X)H006D-(XXXX)M	6	1 tube of 6 fibers
9GG(X)H008E-(XXXX)M	8	1 tube of 8 fibers
9GG(X)H012G-(XXXX)M	12	1 tube of 12 fibers
9GG(X)H016D-(XXXX)M	16	2 tubes of 6 fibers, 1 tube of 4 fibers

Part #	Fiber Count	Construction
9GG(X)H024D-(XXXX)M	24	4 tubes of 6 fibers
9GG(X)H036G-(XXXX)M	36	6 tubes of 6 fibers
9GG(X)H048G-(XXXX)M	48	4 tubes of 12 fibers
9GG(X)H072G-(XXXX)M	72	6 tubes of 12 fibers
9GG(X)H096G-(XXXX)M	96	8 tubes of 12 fibers
9GG(X)H144G-(XXXX)M	144	12 tubes of 12 fibers

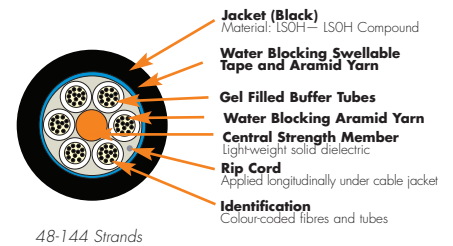
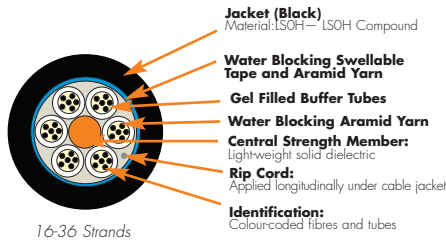
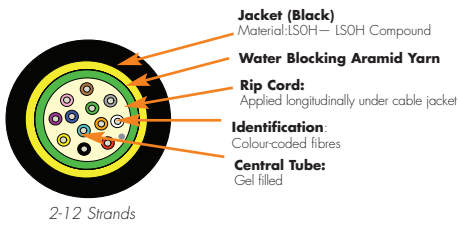
Use 1st (X) to specify fiber type: 5 = 50/125µm, 6 = 62.5/125µm, 5 = 50/125µm Laser Optimized, 8 = Singlemode

Use (XXXX) to specify class performance: G101 = OM1 62.5µm, T101 = OM2 50µm, T301 = OM3 50µm Laser Optimized, T501 = OM4 50µm Laser Optimized, E201 = OS2 Singlemode  
M= meters

Note: Contact Siemon Customer Service for cables available in fixed reel lengths.



RoHS Compliant



XGLO Singlemode, OS2		XGLO (550) Multimode, 50/125, OM4		XGLO Multimode (300) 50/125, OM3		LIGHTSYSTEM Multimode 50/125, OM2; 62.5 OM1	
STANDARDS COMPLIANCE		STANDARDS COMPLIANCE		STANDARDS COMPLIANCE		STANDARDS COMPLIANCE	
<ul style="list-style-type: none"> <li>ISO/IEC 11801:Ed 2.0 Amendment:1:2008</li> <li>ANSI/TIA/EIA-568-C.3</li> <li>ANSI/TIA-598-C</li> <li>Tekordia GR-409-CORE</li> <li>ITU-T G.652.C/D</li> <li>IEC 60332-3</li> <li>IEC 60332-1-2 (Single strand),</li> <li>IEC 60754-2 (Acid gas),</li> <li>IEC 61034-2 (Smoke density)</li> </ul>		<ul style="list-style-type: none"> <li>ISO/IEC 11801:2002 OM3</li> <li>ISO/IEC 11801:2002 Amendment 2 OM4</li> <li>ANSI/TIA/EIA-568-C.3</li> <li>ANSI/TIA-598-C</li> <li>ANSI/TIA-492 AAAD</li> <li>IEC 60793-2-10 Fiber Type A1a.3</li> <li>Tekordia GR-409-CORE</li> <li>IEC 60332-3</li> <li>IEC 60332-1-2 (Single strand),</li> <li>IEC 60754-2 (Acid gas),</li> <li>IEC 61034-2 (Smoke density)</li> </ul>		<ul style="list-style-type: none"> <li>ISO/IEC 11801:2002 OM3</li> <li>ANSI/TIA/EIA-568-C.3</li> <li>ANSI/TIA-598-C</li> <li>ANSI/TIA-492 AAAC</li> <li>Tekordia GR-409-CORE</li> <li>IEC 60332-3</li> <li>IEC 60332-1-2 (Single strand),</li> <li>IEC 60754-2 (Acid gas),</li> <li>IEC 61034-2 (Smoke density)</li> </ul>		<ul style="list-style-type: none"> <li>ISO/IEC 11801:2002 OM1 (62.5/125)</li> <li>ISO/IEC 11801:2002 OM2 (50/125)</li> <li>ANSI/TIA/EIA-568-C.3</li> <li>ANSI/TIA-598-C</li> <li>ANSI/TIA-492 AAAB</li> <li>Tekordia GR-409-CORE</li> <li>IEC 60332-3</li> <li>IEC 60332-1-2 (Single strand),</li> <li>IEC 60754-2 (Acid gas),</li> <li>IEC 61034-2 (Smoke density)</li> </ul>	
APPLICATIONS SUPPORT		APPLICATIONS SUPPORT		APPLICATIONS SUPPORT		APPLICATIONS SUPPORT	
APPLICATION	DISTANCE (m)	APPLICATION	DISTANCE (m)	APPLICATION	DISTANCE (m)	APPLICATION	DISTANCE (m)
10GBASE-L (1310 nm)	8,000	10GBASE-SX (850 nm)	550	10GBASE-SX (850 nm)	300	10GBASE-SX (850 nm)	82
10GBASE-E (1550 nm)	30,000	10GBASE-LX4 (1300 nm)	300	10GBASE-LX4 (1300 nm)	300	62.5/125µm	26
10G Fibre Channel (Serial-1310 nm)	10,000	10GBASE-LX (1300 nm)	300	1000BASE-SX (850 nm)	900	1000BASE-SX (850 nm)	
10G Fibre Channel (WDM-1310 nm)	10,000	1000BASE-SX (850 nm)	1000	1000BASE-LX (1300 nm)	600	50/125µm	550
1000BASE-LX (1300 nm)	5,000	1000BASE-LX (1300 nm)	600	Fibre Channel 266 (1300 nm)	1,500	62.5/125µm	275
Fibre Channel 266/1062 (1300 nm)	10,000	Fibre Channel 266 (1300 nm)	1,500	ATM 622 (1300 nm)	500	1000BASE-LX (1300 nm)	550
ATM 52/155/622 (1300 nm)	15,000	ATM 622 (1300 nm)	500	ATM 155 (1300 nm)	2,000	Fibre Channel 266 (1300 nm)	1,500
		ATM 155 (1300 nm)	2,000	ATM 52 (1300 nm)	3,000	ATM 622 (1300 nm)	500
		ATM 52 (1300 nm)	3,000	FDD1 (Original-1300 nm)	2,000	ATM 155 (1300 nm)	2,000
		FDD1 (Original-1300 nm)	2,000	100BASE-FX (1300 nm)	2,000	ATM 52 (1300 nm)	3,000
		100BASE-FX (1300 nm)	2,000			FDD1 (Original-1300 nm)	2,000
						100BASE-FX (1300 nm)	2,000

**The Americas**  
Watertown, CT USA  
Phone (1) 860 945 4200 US  
Phone (1) 888 425 6165 Canada

**Europe/Middle East/Africa**  
Chertsey, England  
Phone (44) 0 1932 571771

**Asia/Pacific**  
Shanghai, P.R. China  
Phone (86)-21-53850303-306

**Central & South America**  
Bogota, Columbia  
Phone (571) 317 2121

## XGLO™ 10 Gigabit Ethernet Fiber Optic Cable

### Minimum Performance Parameters for XGLO 50/125µm Multimode Fiber

Fiber Type	Guaranteed Gigabit Transmission Distance (m)		Guaranteed 10 Gigabit Transmission Distance (m)		Minimum Bandwidth (MHz • km)		Maximum Attenuation (dB/km)		Group Index of Refraction	
	850 nm	1300 nm	850 nm†	1300 nm††	850 nm	1300 nm	850 nm	1300 nm	850 nm	1300 nm
50/125 (OM3)	900	600	300	300	RML - 2000 OFL - 1500	OFL - 500	3.5	1.0	1.483	1.479
50/125 (OM4)	1040	600	550	300	RML - 4700 OFL - 3500	OFL - 500	3.0	1.0	1.483	1.479

† 10GBASE-S †† 10GBASE-LX4

### Minimum Performance Parameters for XGLO Singlemode Fiber

Fibre Type	Wavelength (nm)	Maximum Attenuation (dB/km)	Zero Dispersion Wavelength (nm)	Zero Dispersion Slope (nm <sup>2</sup> •km)	Index of Refraction
Singlemode (OS2)	1310	0.40	1312 ± 10	≤0.089	1.468
	1550	0.30	1312 ± 10	≤0.089	1.468
	1310-1625	<0.40	1312 ± 10	≤0.089	1.468

## LightSystem® Gigabit Ethernet Fiber Optic Distribution Cable

### Minimum Performance Parameters for LightSystem 50/125µm & 62.5/125µm Multimode Fiber

Fiber Type	Wavelength nm	Maximum Attenuation (dB/km)	Minimum Modal Bandwidth (MHz • km)	Guaranteed Gigabit Transmission Distance (Meters)	Index of Refraction
50/125µm (OM2)	850	3.5	500	550	1.483
	1300	1.0	500	550	1.479
62.5/125µm (OM1)	850	3.5	200	275	1.495
	1300	1.0	500	550	1.490

\*The protocol pertinent to the transmission distance as noted is Gigabit Ethernet per IEEE 802.3:2005.

## XGLO and LightSystem Physical Specifications

Fibre Count	Nominal Cable Diameter (mm)	Maximum Pulling Tension (Newtons)		Nominal Net Weight (kg/km)
		Installation	Long Term	
2	7.7	1000	500	67
4	7.7	1000	500	67
6	7.7	1000	500	67
8	7.7	1000	500	67
12	7.7	1000	500	67
16	10.1	1800	1200	103
24	10.1	1800	1200	103
36	10.1	1800	1200	103
48	10.8	1800	1200	115
72	10.8	1800	1200	115
96	12.0	1800	1200	139
144	12.0	1800	1200	139

Fibre Count	Maximum Crush Resistance (N/mm)	Operating Temperature (°C)	Storage Temperature (°C)	Minimum Bend Radius	
				Installation	Long Term
2-12	10	-40/60	-40/60	20 x DIA.	10 x DIA.
16-144	22	-40/60	-40/60	20 x DIA.	10 x DIA.

Custom lengths and jacket colours are available upon request. Contact our Customer Service Department for more information. Because we continuously improve our products, Siemon reserves the right to change specifications and availability without prior notice. XGLO® and LightSystem® are trademarks of Siemon