

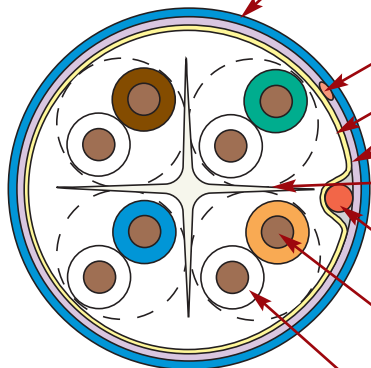

10G 6A™ F/UTP CABLE — US

Siemon's 10G 6A F/UTP cable provides channel performance exceeding TIA-568-B.2-10 category 6A requirements. When combined with our screened 10G 6A series connectivity, the result is a channel capable of supporting 10GBASE-T operation over 100-meter, 4-connector topologies. In addition the screened construction ensures virtually zero alien crosstalk. The 10G 6A F/UTP cabling system supports emerging and converging IP applications like Voice Over IP (VoIP), IP video and future 10 gigabit applications.



10G ip™

CABLE — US



Jacket

- Nominal Cable O.D.:
CMR— 0.290 in.
CMP— 0.290 in.
- Jacket Material:
CMR— PVC
CMP— FRPVC

Rip Cord

Mylar Tape

Aluminum Foil Tape

- Shield enclosing drain wire

Isolation Member

- Maintains pair geometry before, during and after installation for optimal NEXT Loss performance

Drain Wire

- Applied longitudinally under cable jacket

Conductor

- 0.51mm (0.02 in.) 23 AWG solid bare copper

Insulation

- Conductor Insulation:
CMR— PE
CMP— FEP

HIGHLIGHTS

- Sequential numbering
- Round jacket
- Center isolation member

PACKAGING

- 1000 ft. reel
- Weight
CMR— 54 lbs/1000 ft.
CMP— 52 lbs/1000 ft.

STANDARDS COMPLIANCE

- TIA/EIA-568-B.2-1
- TIA/EIA-568-B.2-10
- UL CMR and CSA FT4
- UL CMP and CSA FT6

ETHERNET APPLICATIONS SUPPORT

- 10GBASE-T
- 1000BASE-T
- 100BASE-T
- 10BASE-T

Supports 10GBASE-T and all applications designed for augmented category 6 or lower cabling

10G 6A F/UTP Plenum 4-Pair Cable (CMP, CSA Type FT6):

9A6P4-A5-(XX)-R1A.....Plenum, 1000 ft. Reel

10G 6A F/UTP Riser 4-Pair Cable (CMR, CSA Type FT4):

9A6R4-A5-(XX)-R1A.....Riser, 1000 ft. Reel

Use (XX) to specify jacket color: 02 = white, 04 = gray, 05 = yellow, 06 = blue

Cable colors highlighted in red indicate FOCUS products which are readily available. Other colors may have extended lead times and minimum purchase requirements.

CONNECTING THE WORLD TO A HIGHER STANDARD

WWW.SIEMON.COM



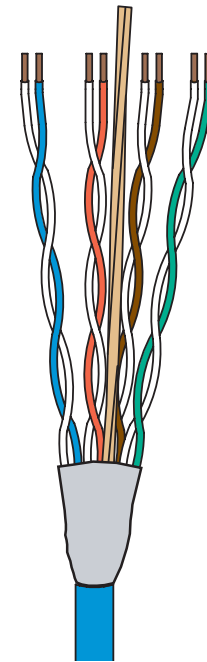
PRODUCT INFORMATION

CABLE — US

10G 6A™ F/UTP Cable

ELECTRICAL SPECIFICATIONS

DC Resistance	<17.0 /100m
DC Resistance Unbalance	5%
Mutual Capacitance	5.6 nF/100m
Capacitance Unbalance	<330 pF/100m
Characteristic Impedance (ohms)	1 - 100 MHz: 100 ± 15% 100 - 500 MHz: 100 ± 22%
NVP	CMP—72% CMR—68%
LCL	30-10 log (f/100)dB
Delay Skew	≤ 45ns



PHYSICAL PROPERTIES

	CMP	CMR
Pulling Tension (max)	110N (25 lbf)	110N (25 lbf)
Bend Radius (min)	50mm (2 in.)	50mm (2 in.)
Installation Temperature	0 to 60°C (+32 to 140°F)	0 to 60°C (+32 to 140°F)
Storage Temperature	-20 to 75°C (-4 to 167°F)	-20 to 75°C (-4 to 167°F)
Operating Temperature	-20 to 60°C (-4 to 140°F)	-20 to 60°C (-4 to 140°F)

TRANSMISSION PERFORMANCE



GUARANTEED WORST CASE



SIEMON TYPICAL

Frequency (MHz)	Insertion Loss (dB)		NEXT (dB)		PS NEXT (dB)		ACR (dB)		PSACR (dB)		ACR-F (dB)		PS ACR-F (dB)		Return Loss (dB)		Propagation Delay (ns)	
	Guaranteed	Typical	Guaranteed	Typical	Guaranteed	Typical	Guaranteed	Typical	Guaranteed	Typical	Guaranteed	Typical	Guaranteed	Typical	Guaranteed	Typical	Guaranteed	Typical
1.0	2.1	1.8	74.3	86.0	72.3	82.3	72.2	84.2	70.2	80.5	67.8	91.0	64.8	85.0	20.0	33.0	570	545
4.0	3.8	3.4	65.3	77.0	63.3	73.3	61.5	73.6	59.5	69.9	55.8	79.0	52.8	73.0	23.0	35.5	552	527
10.0	5.9	5.4	59.3	71.0	57.3	67.3	53.4	65.6	51.4	61.9	47.8	71.0	44.8	65.0	25.0	38.0	545	520
16.0	7.5	6.9	56.2	68.0	54.2	64.2	48.8	61.1	46.8	57.3	43.7	67.0	40.7	61.0	25.0	35.2	543	518
20.0	8.4	7.7	54.8	67.0	52.8	62.8	46.4	59.3	44.4	55.1	41.8	65.0	38.8	59.0	25.0	35.0	542	517
31.25	10.5	9.9	51.9	64.0	49.9	59.9	41.4	54.1	39.4	50.0	37.9	61.0	34.9	55.0	23.6	33.1	540	515
62.5	15.0	14.3	47.4	59.0	45.4	55.4	32.4	44.7	30.4	41.1	31.9	55.0	28.9	49.0	21.5	32.2	539	514
100.0	19.1	18.1	44.3	56.0	42.3	52.0	25.2	37.9	23.2	33.9	27.8	51.0	24.8	45.0	20.1	31.6	538	513
200.0	27.6	27.3	39.8	52.0	37.8	47.8	12.2	24.7	10.2	20.5	21.8	45.0	18.8	39.0	18.0	29.8	537	512
250.0	31.1	31.1	38.3	50.0	36.3	46.0	7.3	18.9	5.3	14.9	19.8	43.0	16.8	37.0	17.3	28.7	536	511
300.0	34.3	35.0	37.1	49.0	35.1	45.0	2.9	14.0	0.9	10.0	18.3	38.0	15.3	35.0	16.8	28.0	536	511
400.0	40.1	40.0	35.3	47.0	33.3	43.0	-4.8	7.0	-6.8	3.0	15.8	36.0	12.8	33.0	15.9	27.1	536	511
500.0	45.3	42.0	33.8	47.0	31.8	42.0	-11.4	5.0	-13.4	0.0	13.8	34.0	10.8	32.0	15.2	26.0	536	510
550.0*	47.7	43.0	33.2	46.0	31.2	42.0	-14.5	3.0	-16.5	-1.0	13.0	33.0	10.0	31.0	14.9	26.0	536	510
625.0*	51.2	44.9	32.4	46.0	30.4	41.0	-18.8	1.1	-20.8	-3.9	11.9	33.0	8.9	29.0	14.5	25.0	535	505
750.0*	56.7	49.0	31.2	45.0	29.2	41.0	-25.5	-4.0	-27.5	-8.0	10.3	32.0	7.3	27.0	14.0	25.0	535	504

*Performance for frequencies beyond TIA requirements are for information only.

All performance based on 100 meters (328 ft.).

Because we continuously improve our products, Siemon reserves the right to change specifications and availability without prior notice.
10G 6A™, 10G ip™, MAX®, MC®, BladePatch® and TERA® are trademarks of Siemon

For related product information request Spec Sheet(s):

- 10G 6A F/UTP MAX® Modules (PROD-SS-10G6MXS))
- 10G 6A MC® F/UTP Modular Patch Cords (PROD-SS-10G6MCS)
- 10G 6A F/UTP BladePatch® (PROD-SS-10G6BDPS)
- TERA® Patch Panels (PROD-SS-TRAPP)
- 10G 6A F/UTP Trunking Cable Assemblies (PROD-SS-10G6FUTPTC)

The Americas
Watertown, CT USA
Phone (1) 860 945 4200 US
Phone (1) 888 425 6165 Canada

Europe/Middle East/Africa
Surrey, England
Phone (44) 0 1932 571771

Asia/Pacific
Shanghai, P.R. China
Phone (86) 21 6390 6778

Central & South America
Bogota, Columbia
Phone (571) 317 2121

WWW.SIEMON.COM



PROD-SS-10G6F/UTPCBUS Rev. I 8/08

© 2008 Siemon